



# Chicken Coops

Beautifully Designed for Safety & Convenience

NEW STYLES!



2026





# Welcome

Raising chickens is a wonderful hands-on family project that teaches kids valuable life lessons, and allows all of us to be a little closer to nature.

## Enjoy...

Enjoy fresh eggs and family fun with a quality-built chicken coop! Choose from a variety of styles and sizes – with a long

list of standard features. Or we can customize your chicken coop to meet your specific needs. Either way... it's sure to give your chickens something to cluck about!

With your complete satisfaction a top priority, our family-owned business is proud to offer you a full line of handcrafted chicken coops at affordable prices. All designed for the comfort and safety of your feathered friends...and easier chicken care and egg collecting for you.

**NEW!**

## CHICK STARTER KIT

with starter instructions



10 lb. Chick Feed

6 lb. Feeder

1 Gallon Waterer




Heat Lamp

Our chick starter kit is perfect for anyone starting out! There is so much contradicting info and it's hard to know what to believe. We not only supply you with what you need to start, we also include a downloadable PDF with care info to start and some common care for adult chickens. Order your coop, and this starter kit and you are ready to begin!

**Includes:**

- 6lb. Feeder
- 1 Gallon Waterer
- Heat Lamp
- Chick Feed 10lbs
- Chick Care Instructions



### Find the ID Code

Beside each size/style you will find the Coop ID code to use for ordering.

**Q732C** = Quaker 7x32 Combination

## Table Of Contents

A-Frame Reverse Gable Combo..... 4-11

A-Frame Combos..... 12-19

A-Frame ..... 20-29

Lean-To Combos ..... 33-35

Lean-To ..... 36-45

Quaker Combos..... 46-71

Quaker ..... 72-84

Dutch ..... 86-93

Quaker Tractor ..... 94-97

Standard Features .....100-101

Color Options ..... 102-103

Interiors ..... 104-105

Options ..... 106-123

### Look for the coop...

The numbers throughout this catalog show how many chickens each coop will hold.



← RECOMMENDED # OF CHICKENS

Durable Craftsmanship · Safe & Secure

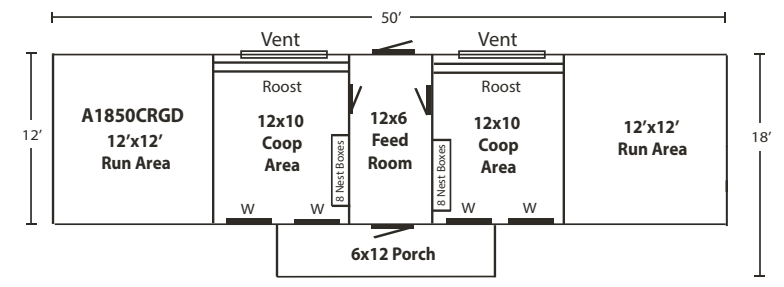
Easy Maintenance · Variety Of Sizes

XL Run Areas  
no stress - no worries, all the benefits!



**A1850CRGD**  
18x50 A-Frame Reverse Gable Double Combo w/6'x12' Porch

- Board & Batten Siding
- 16 Nesting Boxes - 8 per side
- 2-12'x12' Run
- 2- 12'x10' Chicken Coop Area
- 12'x6' Feed Room
- 6'x12' Timber Frame Porch
- Custom Black Paint
- Black Trim
- Black Metal Roof (Optional)
- Reverse Gable
- Timber Frame Porch (Optional)
- Shutters (Optional)
- Flower Boxes (Optional)
- 4-24"x36" Black Windows
- 18"x36" Black Window
- Auto Feed Bins (Optional)
- 134" High



All dimensions are nominal. Exterior sizes are measured at the floor before walls or siding; room sizes exclude walls and may not reflect usable space.

This Roll Away Nesting system is shown with privacy curtains.



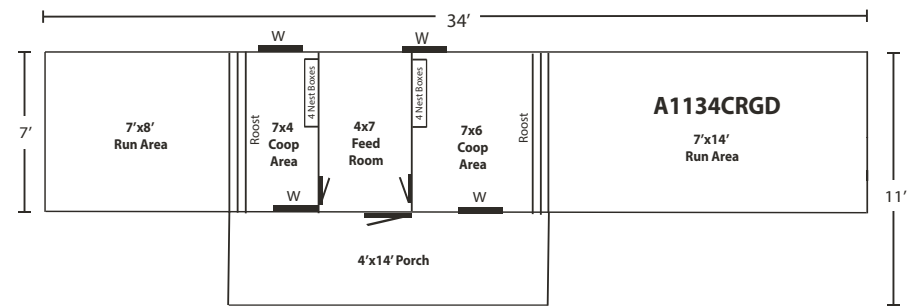
A-Frame Reverse Gable Combo Style

ARGC Style Coop Standard Features:



**A1134CRGD**  
11x34 A-Frame Reverse Gable Double Combo w/4'x14' Porch

- LP Smart Side Siding
- White Paint
- Black Trim
- Black Metal Roof (Optional)
- 132" High
- 4-24"x36" Windows
- 4 Roll-Away Nesting Boxes Per Side
- 7'x6' Coop Area
- 7'x4' Coop Area
- 7'x8' Run Area
- 7'x14' Run Area
- Flower Boxes (Optional)
- Shutters (Optional)



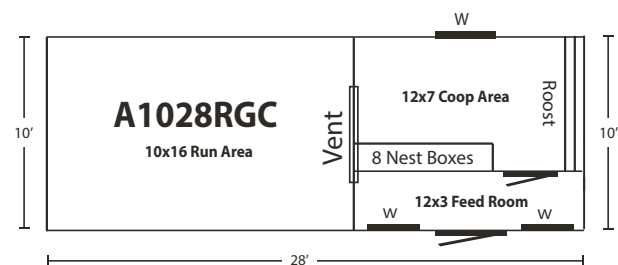
All dimensions are nominal. Exterior sizes are measured at the floor before walls or siding; room sizes exclude walls and may not reflect usable space.



**A1028CRG**

**10x28 A-Frame Reverse Gable Combo**

- Reversed Layout
- LP Smart Side Siding
- White Paint
- White Trim
- 4-24"x36" Frame Windows
- Black Metal Roof (Optional)
- Reversed Gable
- 125" High
- 10'x16' Run
- 12'x7' Chicken Coop Area
- 12'x3' Feed Room
- Slat Shutters (Optional)
- Flower Boxes (Optional)
- 8 Nesting Boxes
- Stained Main Door (Optional)



All dimensions are nominal. Exterior sizes are measured at the floor before walls or siding; room sizes exclude walls and may not reflect usable space.

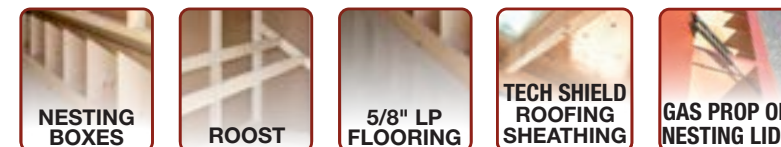


- 1/2" x 1/2" Wire (Optional)
- Litter Trays (Optional)
- Clean out Lids (Optional)



**A-Frame Reverse Gable Combo Style**

ARGC Style Coop Standard Features:



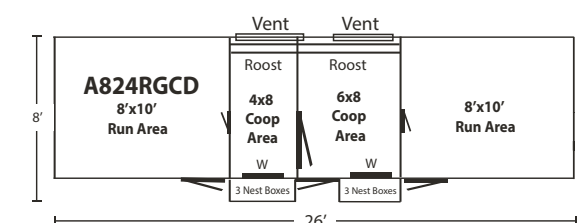
A double coop lets you expand your flock without upsetting the pecking order.



**A824CRGD**

**8x24 A-Frame Reverse Gable Double Combo**

- LP Smart Side Siding
- Red Paint
- White Trim
- Black Metal Roof (Optional)
- 104" High
- 2-18"x23" Windows
- Timberframe Gable (Optional)
- 3 Outside Nesting Boxes Per Side
- 8'x4' Coop Area
- 2-8'x6' Run Areas
- 8'x8' Coop Area
- Reversed Gable
- 104" High




All dimensions are nominal. Exterior sizes are measured at the floor before walls or siding; room sizes exclude walls and may not reflect usable space.





# A-Frame Reverse Gable Combo Style

ARGC Style Coop Standard Features:

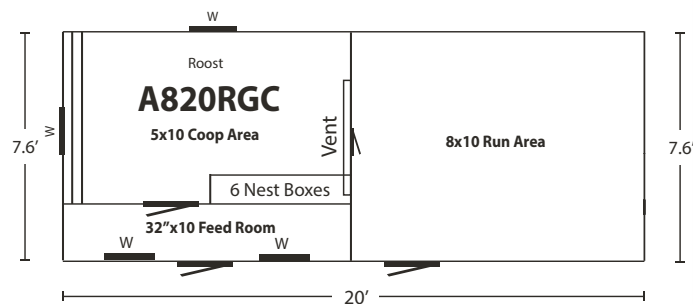


## A820CRG 8x20 A-Frame Reverse Gable Combo

- LP Smart Side Siding
- Taupe Paint
- Dark Brown Trim
- Bronze Metal Roof (Optional)
- 120" High
- 4-24"x27" Windows
- 6 Nesting Boxes
- 32"x10' Feed Room
- 6'x10' Coop Area
- 8'x10' Run Area
- Flower Boxes (Optional)

Shown with 8 nesting boxes (6 nesting boxes is standard)

A reverse gable adds style, giving the coop a clean, shed-like appearance that blends beautifully with your property.



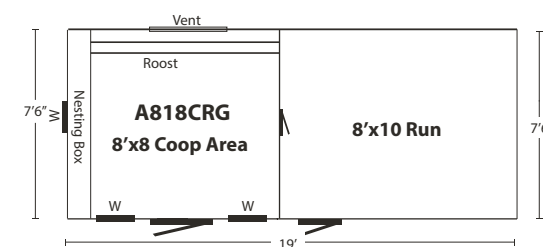
All dimensions are nominal. Exterior sizes are measured at the floor before walls or siding; room sizes exclude walls and may not reflect usable space.



## A818CRG 8x18 A-Frame Reverse Gable Combo

- LP Smart Side Siding
- White Paint
- White Trim
- 3-24"x27" Black Windows
- Charcoal Shingles
- 111" High
- 8 Nesting Boxes

Shown with Black Windows



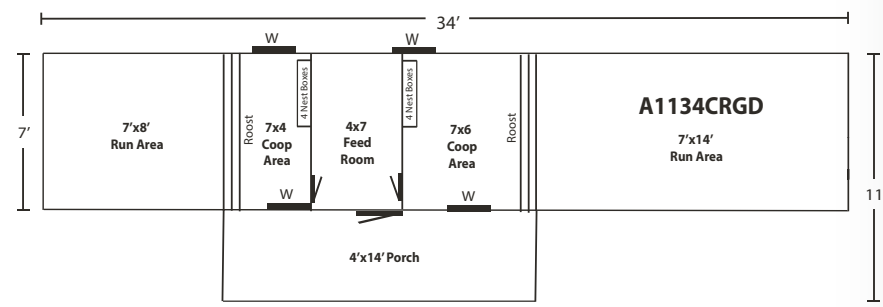
All dimensions are nominal. Exterior sizes are measured at the floor before walls or siding; room sizes exclude walls and may not reflect usable space.



**A1128CRGD**  
 11x28 A-Frame  
 Reverse Gable  
 Double Combo  
 w/4'x14' Porch

- LP Smart Side Siding
- White Paint
- Black Trim
- Charcoal Shingles
- 132" High
- 3-24"x36" Windows
- 12 Nesting Boxes
- 4'x7' Feed Room
- 2- 7'x7' Run Area
- 2- 5'x7' Coop Area
- Timber Frame Porch (Optional)
- Redwood Urethane Stained Timber Frame
- Flower Boxes (Optional)

Add a Timber  
 Frame Porch  
 to your coop!  
 Make your coop  
 a stunning  
 centerpiece!



All dimensions are nominal. Exterior sizes are measured at the floor before walls or siding; room sizes exclude walls and may not reflect usable space.



# Tips for keeping a successful henhouse



## Guidelines for housing needs:

- Most coop guides suggest approximately 2 square feet of space per adult bird. We use approx. 3 sq. ft when figuring amounts to make sure your birds have plenty of room.
- At a bare minimum, the coop should be easy to clean, well ventilated but draft-free, include clean watering and feeding stations, and offer adequate roosts.
- Good, natural light is a plus.
- Dirt floors can work where the soil is sandy and the drainage reasonable, but a wooden floor is vastly easier to clean and protect. We recommend our epoxy surface for ease of cleaning.
- Good bedding, such as sawdust (untreated wood only), wood shavings, or chopped straw is ideal.

## All Year Round!

When keeping chickens through the winter, remember:

- Chickens need extra grain to keep them warm and also to compensate for lack of grass and insects.
- Keeping the coop filled with the recommended amount of chickens helps keep the temperature comfortable.
- Make sure the birds have water ... not ice.



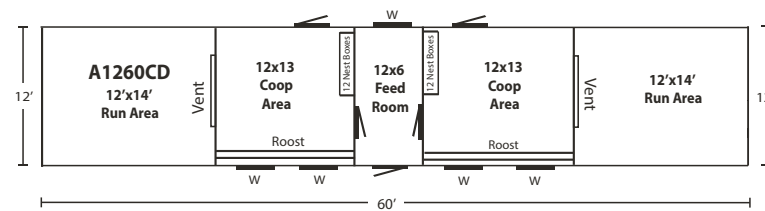

# A-Frame Combo Style

## A1260CD

### 12x60 A-Frame Double Combo

- LP Smart Side Siding
- Chestnut Paint
- Black Trim
- Black Metal Roof (Optional)
- 128" High
- 5-24"x36" Windows
- 12 Nesting Boxes Per Side
- 12'x6' Feed Room
- 2-12'x14' Run Areas
- 2-12'x13' Coop Areas
- Full sized man door in each coop
- (in the back, for easier cleaning) (Optional)

### A-Frame Combination Style Coop Standard Features:



All dimensions are nominal. Exterior sizes are measured at the floor before walls or siding; room sizes exclude walls and may not reflect usable space.

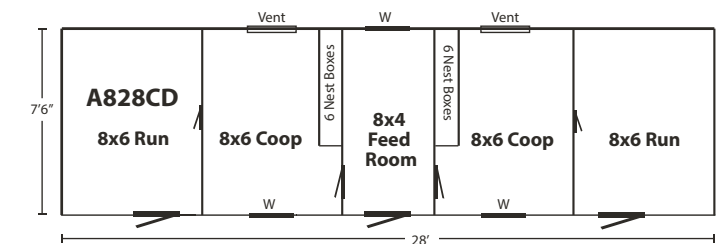
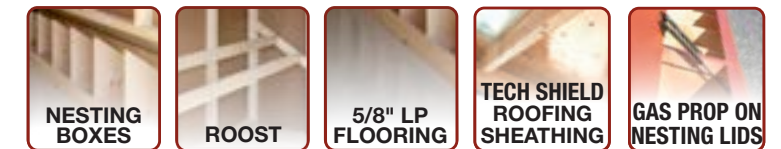


## A828CD

### 8x28 A-Frame Double Combo

- LP Smart Side Siding
- Red Paint
- Black Trim
- Charcoal Shingles
- 104" High
- 3-24"x27" Windows
- 6 Nesting Boxes Per Side
- 4'x8' Feed Room
- 2-6'x8' Run Areas
- 2-6'x8' Coop Areas

### A-Frame Combination Style Coop Standard Features:



All dimensions are nominal. Exterior sizes are measured at the floor before walls or siding; room sizes exclude walls and may not reflect usable space.



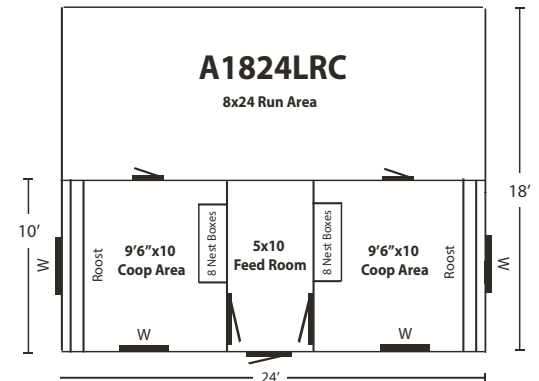


## A-Frame w/ Lean-To Run Combination Style Coop - Standard Features:



### A1824LRC 18x24 A-Frame Combo w/ Lean-To Run

- LP Smart Side Siding
- Red Paint
- Red Trim
- Red Metal Roof (Optional)
- 116" High
- 4-24"x36" Windows
- 8 Nesting Boxes Per Side
- 5'x10' Feed Room
- 2-9'6"x10' Coop Areas
- 8'x24' Lean-To Run Area



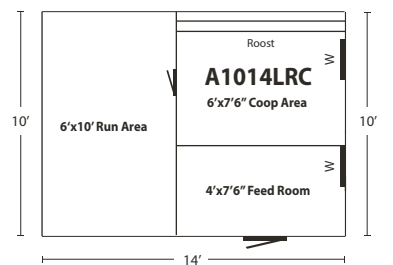
All dimensions are nominal. Exterior sizes are measured at the floor before walls or siding; room sizes exclude walls and may not reflect usable space.

This layout works great, allowing you to separate your chickens, or add to your flock.



### A1014LRC 10X14 A-Frame Combo w/ 10x6 Lean-To Run

- LP Siding
- Dark Gray Paint
- White Trim
- 6'x10' Lean-to Run
- 8'x4' Feed Room
- 8'x6' Coop Area
- 3-24"x27" Windows
- White Metal Roof (Optional)
- 111" High
- 8 Nesting Boxes



All dimensions are nominal. Exterior sizes are measured at the floor before walls or siding; room sizes exclude walls and may not reflect usable space.



Combination Style Coops  
Offer a safe coop, as well as safe place  
for your chickens to run and scratch!

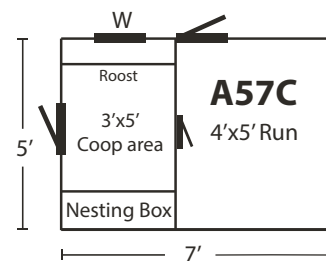


**A57C**

### 5x7 A-Frame Combination

- LP Smart Side Siding
- 73" High - 14" off Ground
- 3 Nesting Boxes
- 4'x5' Run
- 3'x5' Coop Area
- White Paint with White Trim
- Charcoal Shingles
- 12"x18" Black Window

Shown with Black Windows




All dimensions are nominal. Exterior sizes are measured at the floor before walls or siding; room sizes exclude walls and may not reflect usable space.

These smaller A-Frame combos are small enough to be moved/pulled around to give your chickens fresh scratching areas

# A-Frame Combo Style

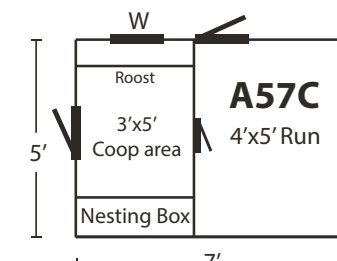
Combination Style Coop - Standard Features:



**A57C**

### 5x7 A-Frame Combination

- Board and Batten Siding
- 4'x5' Run Area
- 3'x5' Coop Area
- 73" High - 14" off Ground
- 3 Nesting Boxes
- Rustic Cedar Stain
- Walnut Brown Shingles
- 12"x18" Brown Window



All dimensions are nominal. Exterior sizes are measured at the floor before walls or siding; room sizes exclude walls and may not reflect usable space.





# A-Frame Combo Style

Combination Style Coop - Standard Features:

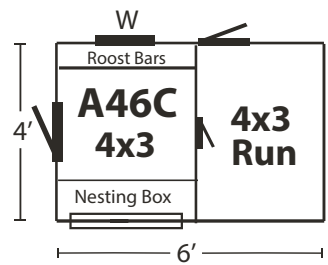


Small coops are perfect for your first flock! You can move the coop often to fertilize the grass & keep the chickens busy!



## A46C 4x6 A-Frame Combination

- Board and Batten Siding
- 3'x4' Run Area
- 3'x4' Coop Area
- 73" High
- 3 Nesting Boxes
- Clear Stain
- Charcoal Shingles
- 12"x18" Brown Window

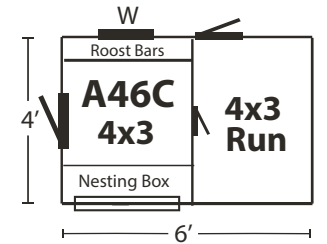


All dimensions are nominal. Exterior sizes are measured at the floor before walls or siding; room sizes exclude walls and may not reflect usable space.



## A46C 4x6 A-Frame Combination

- LP Siding
- 3'x4' Run Area
- 3'x4' Coop Area
- 73" High
- 3 Nesting Boxes
- Light Gray Siding with White Trim
- Weather Gray Shingles
- 12"x18" Window





All dimensions are nominal. Exterior sizes are measured at the floor before walls or siding; room sizes exclude walls and may not reflect usable space.





# A-Frame style

A-Frame Style Coop - Standard Features

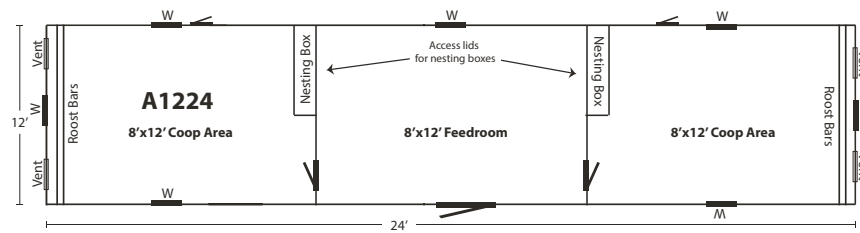


The A-frame coop is perfect if your chickens will be free-range or if you already have fencing.



## A1224 12x24 A-Frame

- LP Siding
- Red Siding with White Trim
- White Metal Roof (Optional)
- 7-24"x36" Windows
- 24 Nesting Boxes
- 2 chicken doors
- 2-8'x12' chicken areas
- 8'x12' feed room
- 128" High

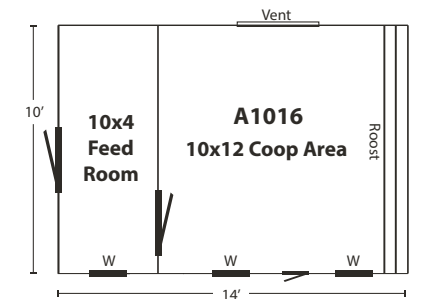


All dimensions are nominal. Exterior sizes are measured at the floor before walls or siding; room sizes exclude walls and may not reflect usable space.



## A1016 10x16 A-Frame

- LP Smart Side Siding
- Dark Gray Siding
- Black Trim
- Charcoal Shingles
- 6' Walls, 116" at Peak
- 4-24"x36" Windows
- 12 Nesting Boxes
- 4'x10' Feed Room
- 10'x12' Coop Areas




All dimensions are nominal. Exterior sizes are measured at the floor before walls or siding; room sizes exclude walls and may not reflect usable space.





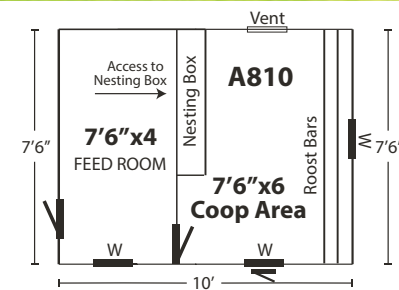
# A-Frame style

## A-Frame Style Coop - Standard Features



### A810 8x10 A-Frame

- LP<sup>®</sup> Siding
- 111" High - 4" off Ground
- 8 Nesting Boxes
- 4'x8' Feed Room
- 6'x8' Coop Area
- Red Siding with Beige Trim
- Cedar Shingles
- 3-24"x27" Window



All dimensions are nominal. Exterior sizes are measured at the floor before walls or siding; room sizes exclude walls and may not reflect usable space.



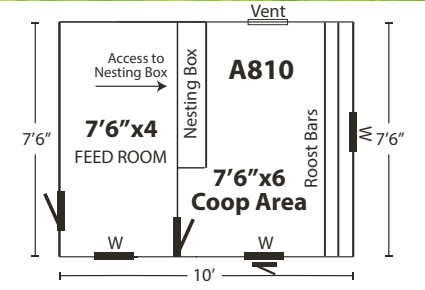
Add a wheel system to your coop, so you can move it very easily.!



### A810 8x10 A-Frame

- Board and Batten Siding
- 111" High - 4" off Ground
- 8 Nesting Boxes
- 4'x8' Feed Room
- 6'x8' Chicken Area
- Rustic Cedar Stain
- Walnut Brown Shingles
- 3-24"x27" Brown Windows

Shown with Optional heavy duty wheel system. Height above doesn't include wheel system.



All dimensions are nominal. Exterior sizes are measured at the floor before walls or siding; room sizes exclude walls and may not reflect usable space.

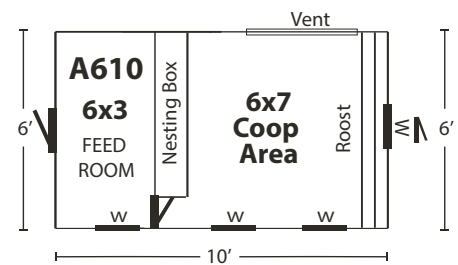




## A610TF 6x10 A-Frame Timber Frame

- Small Timber Frame Dormer
- Stained Door & Timber Frame (Optional)
- LP Smart Siding
- 6 Nesting Boxes
- 3'x6' Feed Room
- 7'x6' Coop Area
- White Siding
- Black Trim
- Black Metal Roof (Optional)
- 4-24"x27" Black Windows
- 122" High
- Window in the Door (Optional)

Shown with Black Windows




All dimensions are nominal. Exterior sizes are measured at the floor before walls or siding; room sizes exclude walls and may not reflect usable space.



These A-Frame coops have a feed room to make caring for your chickens as easy as possible!

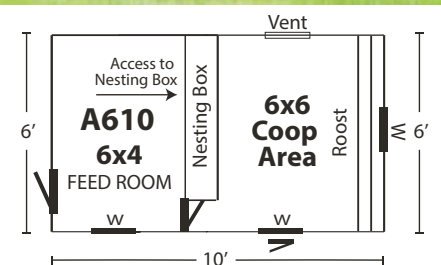
# A-Frame style

## A-Frame Style Coop - Standard Features



## A610 6x10 A-Frame

- LP Siding
- 105" High - 4" off Ground
- 6 Nesting Boxes
- 4'x6' Feed Room
- 6'x6' Coop Area
- Buckskin Siding with White Trim
- Weather Gray Shingles
- 3-24"x27" Windows



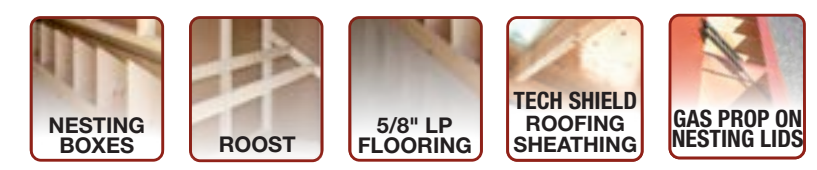
All dimensions are nominal. Exterior sizes are measured at the floor before walls or siding; room sizes exclude walls and may not reflect usable space.





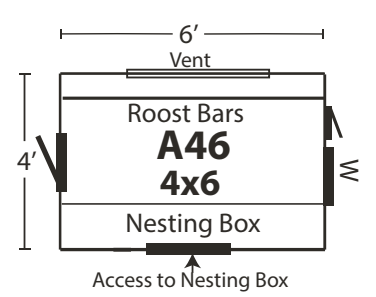
# A-Frame style

A-Frame Style Coop - Standard Features



## A46 4x6 A-Frame

- Board and Batten Siding
- 79" High - 14" off Ground
- 6 Nesting Boxes
- Cedar Stain
- Walnut Brown Shingles
- 18"x23" Brown Window



You can access the nesting boxes from the exterior.

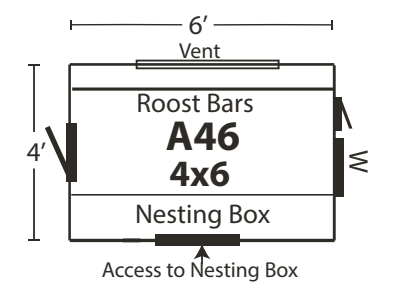


All dimensions are nominal. Exterior sizes are measured at the floor before walls or siding; room sizes exclude walls and may not reflect usable space.



## A46 4x6 A-Frame

- LP<sup>®</sup> Siding
- 79" High - 14" off Ground
- 6 Nesting Boxes
- Light Gray Siding with White Trim
- Nickel Gray Shingles
- 18"x23" Window



All dimensions are nominal. Exterior sizes are measured at the floor before walls or siding; room sizes exclude walls and may not reflect usable space.



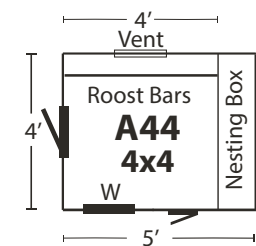
# A-Frame style

A-Frame Style Coop - Standard Features



## A44 4x4 A-Frame

- LP<sup>®</sup> Siding
- 65" High - 14" off Ground
- 4 Nesting Boxes
- Beige Siding with Chestnut Trim
- Walnut Brown Shingles
- 12"x18" Black Window



The Perfect Starter Coop!  
The best built coop you will find!

Don't forget to get our starter kit!

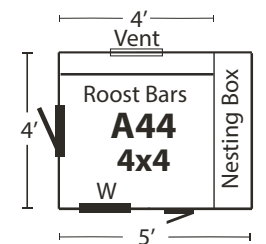


All dimensions are nominal. Exterior sizes are measured at the floor before walls or siding; room sizes exclude walls and may not reflect usable space.



## A44 4x4 A-Frame

- Board and Batten Siding
- 65" High - 14" off Ground
- 4 Nesting Boxes
- Rustic Cedar Stain
- Weather Gray Shingles
- 12"x18" Brown Window



All dimensions are nominal. Exterior sizes are measured at the floor before walls or siding; room sizes exclude walls and may not reflect usable space.

# Common Problems

with backyard chickens, and how to fix them.

- **Broody Hens who refuse to leave the nest**

1. Try to break the habit by removing eggs as soon as they are laid.
2. Keep her away from the Nesting Boxes for approximately a week.
3. Nest inserts can be used which cause eggs to roll away as soon as they are laid.

- **Blocked or Sour Crop**

1. Keep poultry grit readily available at all times to help healthy digestion.
2. Try feeding her some oil and massaging several times a day to loosen blockage.
3. Garlic and natural yogurt can also be tried.

- **Hen Pecking**

1. Can be caused by boredom. Add items for distraction: a head of cabbage, greens, or hang a Peck a Block in the run.
2. Overcrowding can cause pecking, keep flock at the recommended size for your house.
3. If one hen seems to be being picked on and blood is being drawn, she must be removed as blood only encourages more pecking. Anti peck products can also be applied to the picked on hen to try to break the habit.



Feed room of A828CD (page 8,9)

# Interiors A-FRAME Style



Interior view of A46 (page 60-61)




Interior view of chicken area of A44 (page 61)



Interior view of chicken area of A610 & A810 (pages 58-59)



Feed room of A1224 (page 57)



Chicken Area of A1224 (page 57)

# Predators and how they kill

## ▪ Raccoons

Raccoons prey on chickens at night and sometimes during the day. They can reach through wire and will often pull the chickens head or legs off, through the wire. They also can tunnel under runs without wire flooring. Easy latches can be opened by raccoons.

## ▪ Dogs

Most dogs are natural predators and will find chickens very hard to resist. Even family pets, unless trained, will be tempted by your chickens. Most dogs will eat the chicken, leaving only feathers. Dogs can be trained to let them alone or even guard them. Some dogs will only chase or 'play' with them but the trauma can keep the hen from laying eggs for months.

## ▪ Skunks

Skunks tend to eat the eggs more than kill adult poultry but they have been known to do that occasionally also. Eggs will usually be crushed inwardly and chickens will have the head removed as the skunk wants to drink the blood.

## ▪ Hawks

will kill adult chickens if they are outside without the protection of a cage with a wired roof. Prey is killed with talons and torn into bite size pieces with the beak.

## ▪ Snakes

Venomous snakes can kill full sized hens but most snakes will go for the eggs. Keep the henhouse secure with no cracks or holes. Keep tall grass cut and do not have your henhouse close to compost piles or piles of logs or rocks, as these are snakes favorite hideouts.

## ▪ Cats

Cats (even domestic pets) enjoy the thrill of the hunt and can prey on small chickens and chicks. They can be trained to see them as fellow pets however. Metal mesh, barbed wire picket fence and tall hedges with thick lower growth can deter them.

## ▪ Opossum

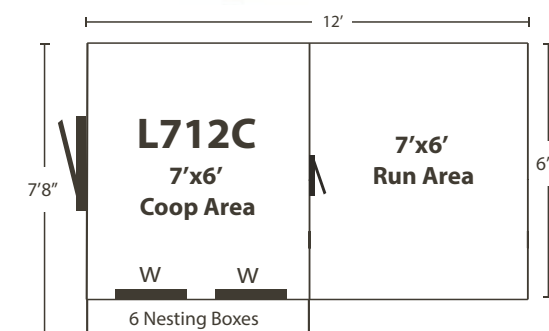
Opossum will eat the chicken feed, eggs, chicks and will attack chickens. Keep a strong cage and your chickens penned at night.

## ▪ Bobcat, Coyotes, Fox

All of these enjoy eating chicken. Secure your chickens at dusk in a tight and strong henhouse to deter them. Large breed dogs are good to dissuade the animals from the property or at least to alert you to their presence.

## ▪ Other Predators

rats, mice, owl, crow, squirrel, Fisher cat, bear, mice, mink, weasel, lice & mites



### L712C 7x12 LEAN-TO COMBO

- LP Smartside Siding
- Summit Gray Trim
- Black Fox Paint
- White Metal Roof
- 90" High, 8" Off Ground
- 2-24"x36" Windows
- 2 Transom Windows (Optional)
- 6 Nesting Boxes
- Entrance Light (Optional)

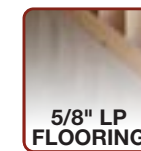




All dimensions are nominal. Exterior sizes are measured at the floor before walls or siding; room sizes exclude walls and may not reflect usable space.

**NEW GREEN ROOF**  
Grow whatever you choose on top of the run roof!

# Lean-To Combo

Lean-To Combo Style Coop - Standard Features:



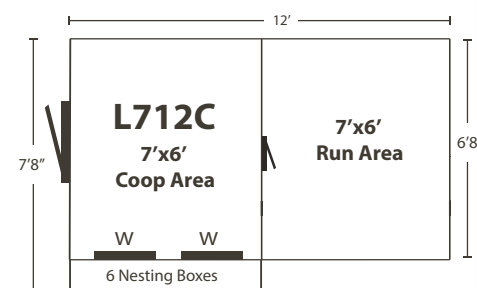
**L712C**

## 7x12 LEAN-TO COMBO

- LP Smartside Siding
- White Paint
- Black Trim
- Light Gray Doors (Optional)
- Black Metal Roof (Optional)
- 90" High
- 2-24"x36" Black Windows
- 2 Transom Windows above Run(Optional)
- 6 Nesting Boxes
- Entrance Light (Optional)

Shown with Black Windows & Without Run under Coop Area

All dimensions are nominal. Exterior sizes are measured at the floor before walls or siding; room sizes exclude walls and may not reflect usable space.



Add a Wheel System to make moving your coop quick and easy! See pages 117-119



**L510GRC**

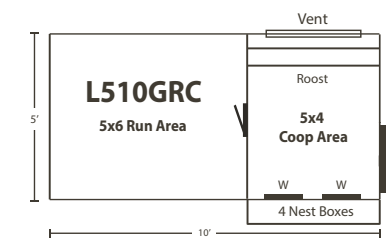
## 5x10 LEAN-TO COMBO w/Green Roof

- LP Smartside Siding
- Chestnut Brown Urathane (optional)
- Black Trim
- Black Metal Roof (optional)
- 90" High, 8" Off Ground
- 2-18"x27" Black Windows
- 2 Transom Windows
- 4 Outside Nesting Boxes
- Gutters & Down Spouts on back side (optional)
- Green Roof Option on top of Run

Shown with Black Windows



The flower box is coated with Polyurea and is completely waterproof. The floor of the box is slightly slanted with two drain holes which allow any extra water to drain into the spouting and down spout. Top edges are covered with diamond plate steel.

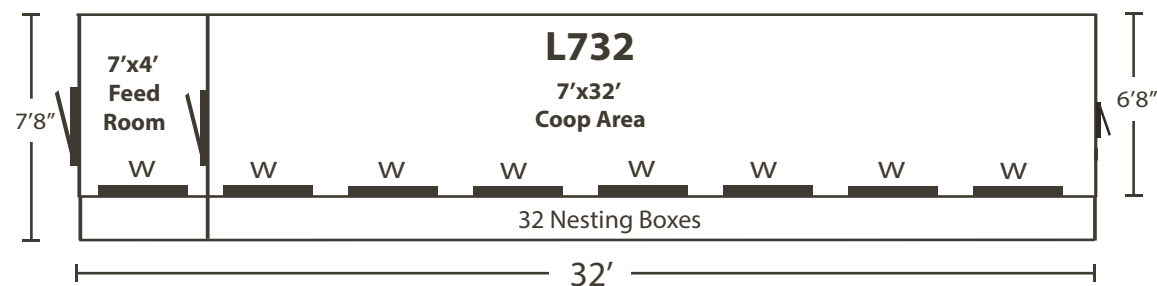




All dimensions are nominal. Exterior sizes are measured at the floor before walls or siding; room sizes exclude walls and may not reflect usable space.



# Lean-To Style

Lean-To Style Coop - Standard Features



All dimensions are nominal. Exterior sizes are measured at the floor before walls or siding; room sizes exclude walls and may not reflect usable space.



**L732**

## 7'x32' LEAN-TO

- Board and Batten Siding
- Cedar Stain
- Black Trim
- Black Metal Roof (Optional)
- 8-24"x36" Brown Windows
- 8 Transom Windows
- 32 Nesting Boxes
- Epoxy Floor (Optional)

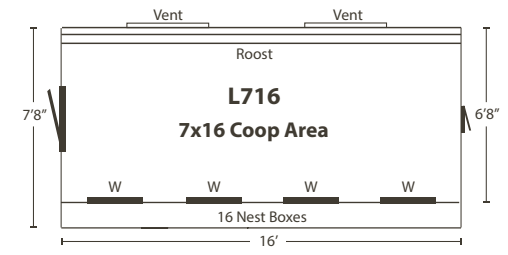
**NEW**  
Large windows with Transoms  
allow MUCH MORE  
LIGHT IN THE COOP!



**L716**  
**7x16 LEAN-TO**

- LP Smartside Siding
- Urbane Bronze Paint
- Taupe Tone Trim
- Charcoal Shingles
- 90" High, 8" Off Ground
- 4-24"x36" Black Windows
- 4 Transom Windows
- 16 Nesting Boxes

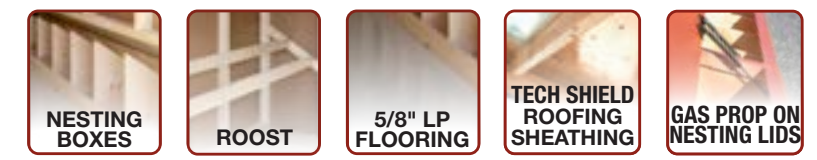
Shown with Black Windows



All dimensions are nominal. Exterior sizes are measured at the floor before walls or siding; room sizes exclude walls and may not reflect usable space.

**Lean-To Style**

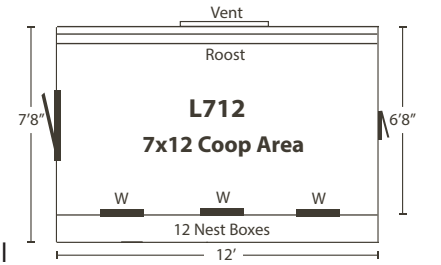
Lean-To Style Coop - Standard Features:



**L712**  
**7x12 LEAN-TO**

- LP Lap Siding (Optional)
- Chestnut Brown (Urethane Stain) optional
- Black Trim
- Black Metal Roof (Optional)
- 90" High, 8" Off Ground
- 3-24"x36" Black Windows
- 3 Transom Windows
- 12 Nesting Boxes
- Slab Door (used with Lp Lap Siding on Lean-To Coops 7' and larger)

Shown with Black Windows



All dimensions are nominal. Exterior sizes are measured at the floor before walls or siding; room sizes exclude walls and may not reflect usable space.

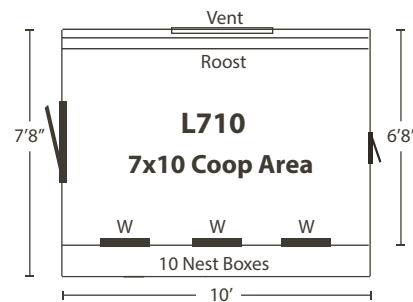
**SINGLE SLOPE ROOF**  
No more rain coming off the roof  
in front of nesting boxes!



**24**  
**CHICKENS**

**L710**  
**7x10 LEAN-TO**

- LP Smart Side Siding
- Navajo White Paint
- Taupe Tone Trim
- Charcoal Shingles
- 90" High, 8" Off Ground
- 3-24"x36" Windows
- 3 Transom Windows
- 10 Nesting Boxes



All dimensions are nominal. Exterior sizes are measured at the floor before walls or siding; room sizes exclude walls and may not reflect usable space.

# Lean-To Style

Lean-To Style Coop - Standard Features:

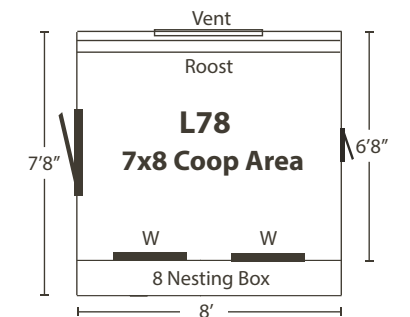


**19**  
**CHICKENS**

**L78**  
**7x8 LEAN-TO**

- LP Smart Side Siding
- White Paint
- Dark Gray Trim
- Charcoal Shingles
- 90" High, 8" Off Ground
- 2-24"x36" Black Windows
- 2 Transom Windows
- 8 Nesting Boxes

Shown with Black Windows




All dimensions are nominal. Exterior sizes are measured at the floor before walls or siding; room sizes exclude walls and may not reflect usable space.



# Lean-To style

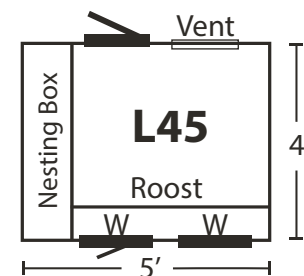
## Lean-To Coop - Standard Features



L45

### 4x5 Lean-To

- Board and Batten Siding
- 82" High - 14" off Ground
- 4 Nesting Boxes
- Natural Stain
- Cedar Shingles
- 2-18"x23" Brown Windows



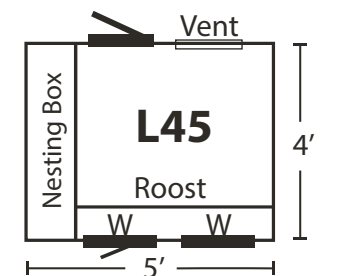
All dimensions are nominal. Exterior sizes are measured at the floor before walls or siding; room sizes exclude walls and may not reflect usable space.



L45

### 4x5 Lean-To

- Board and Batten Siding
- 82" High - 14" off Ground
- 4 Nesting Boxes
- Clay Siding with Beige Trim
- Weather Gray Shingles
- 2-18"x23" Windows




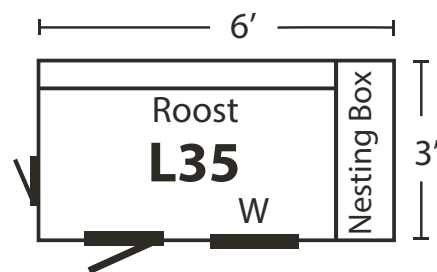
All dimensions are nominal. Exterior sizes are measured at the floor before walls or siding; room sizes exclude walls and may not reflect usable space.



**L35**  
3x5 Lean-To

- Duratemp® Siding
- 65" High - 12" off Ground
- 3 Nesting Boxes
- Avocado Siding with Beige Trim
- Weather Gray Singles
- 12"x18" Window

Shown with Optional 4 wheels with handle.





All dimensions are nominal. Exterior sizes are measured at the floor before walls or siding; room sizes exclude walls and may not reflect usable space.

# Lean-To style

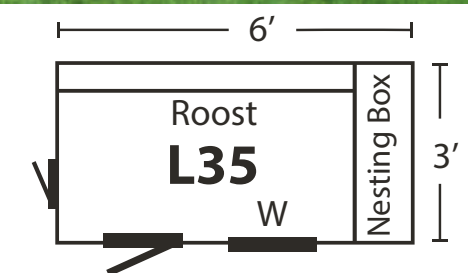
Designed to allow you to set it against a wall or fence.

## Lean-To Coop - Standard Features



**L35**  
3x5 Lean-To

- Tongue and Groove Siding
- 65" High - 12" off Ground
- 3 Nesting Boxes
- Cedar Stain with Green Trim
- Forest Green Shingles
- 12"x18" Brown Window



All dimensions are nominal. Exterior sizes are measured at the floor before walls or siding; room sizes exclude walls and may not reflect usable space.

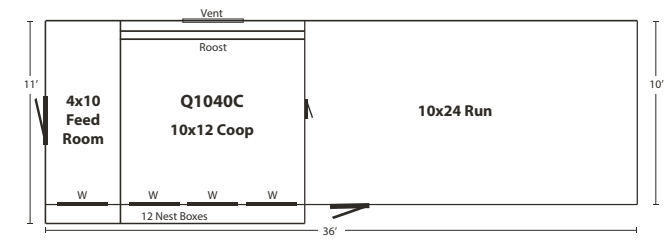
**XL Run Areas**  
 Keep your flock safe  
 no stress - no worries, all the benefits!



**Q1040C**  
 10x40 Quaker  
 Combination

- LP Smart Side Siding
- Dark Gray Siding
- White Trim
- Charcoal Shingles
- 125" High
- 4'x10' Feedroom (optional)
- 4-24"x36" Windows
- 12 Nesting Boxes
- 10'x12' Coop Area
- 10'x24' Run Area

Shown w/out run under coop.



All dimensions are nominal. Exterior sizes are measured at the floor before walls or siding; room sizes exclude walls and may not reflect usable space.



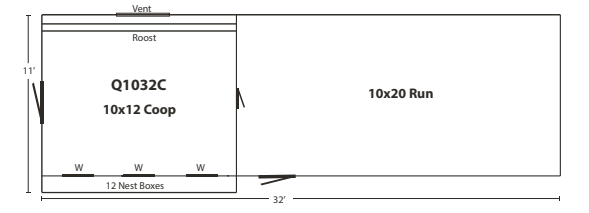
**Quaker  
 Combination** Style  
 Combination Style Coop - Standard Features:



**Q1032C**  
 10x32 Quaker  
 Combination

- LP Smart Side Siding
- Chestnut Brown Urethane Stain (optional)
- Black Trim
- Black Metal Roof (optional)
- 125" High
- 3-24"x36" Black Windows
- 12 Nesting Boxes
- 10'x12' Coop Area
- 10'x20' Run Area
- Litter Tray (optional)
- Aluminum Steps (optional)
- Deep Litter (optional)

Shown w/out run under coop & Black Windows



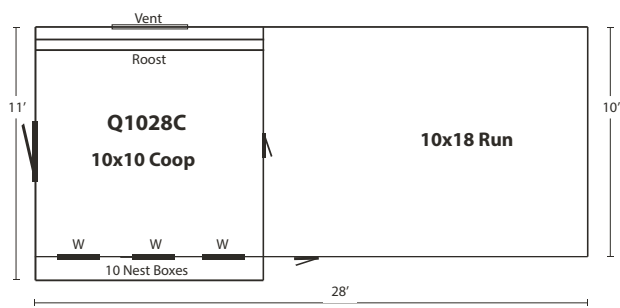
**NEW & IMPROVED**  
**Larger Windows**  
 For Happier & Healthier Chickens



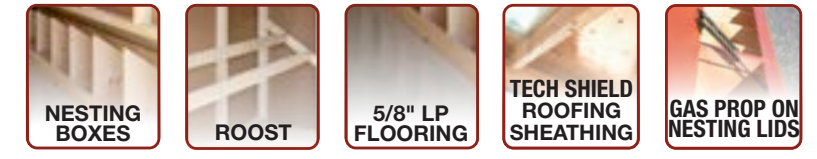
**Q1028C**  
 10x28 Quaker  
 Combination

- LP Smart Side Siding
- Red Siding
- Black Trim
- Charcoal Shingles
- 125" High
- 3-24"x36" Black Windows
- 10 Nesting Boxes
- 10'x10' Coop Area
- 10'x18' Run Area

Shown w/out run under coop & Black Windows



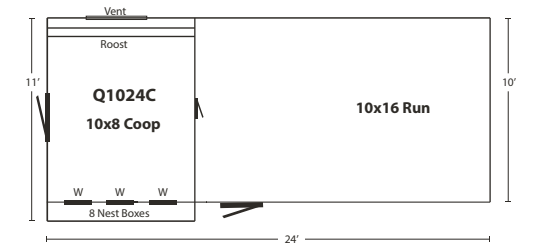
**Quaker**  
**Combination** Style  
 Combination Style Coop - Standard Features:



**Q1024C**  
 10x24 Quaker  
 Combination

- Board & Batten Siding
- Cedar Stain
- Pewter Gray Metal Roof (optional)
- 125" High
- 3-24"x36" Black Windows
- 8 Nesting Boxes
- 10'x8' Coop Area
- 10'x16' Run Area

Shown w/out run under coop & Black Windows



All dimensions are nominal. Exterior sizes are measured at the floor before walls or siding; room sizes exclude walls and may not reflect usable space.

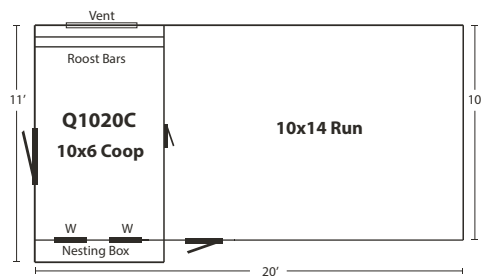
A METAL ROOF  
WILL PROTECT YOUR COOP  
FOR MANY YEARS TO COME!



### Q1020C 10x20 Quaker Combination

- LP Smart Side Siding
- Urbane Bronze Paint
- Black Trim
- Black Metal Roof (optional)
- 125" High
- 2-24"x36" Black Windows
- 6 Nesting Boxes
- 6'x10' Coop Area
- 10'x14' Run Area

Shown w/out Run under coop & with Black Windows

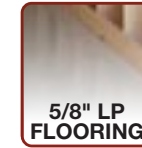



All dimensions are nominal. Exterior sizes are measured at the floor before walls or siding; room sizes exclude walls and may not reflect usable space.



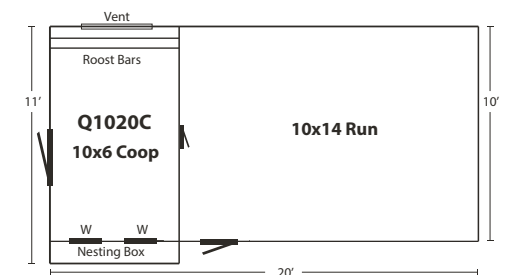
# Quaker Combination Style

Combination Style Coop - Standard Features:



### Q1020C 10x20 Quaker Combination

- LP Siding
- 10'x14' Run Area
- 6'x10' Chicken Coop Area
- 120" High
- 6 Nesting Boxes
- White Paint
- White Trim
- Black Metal Roof (Optional)
- 2-24"x36" Windows



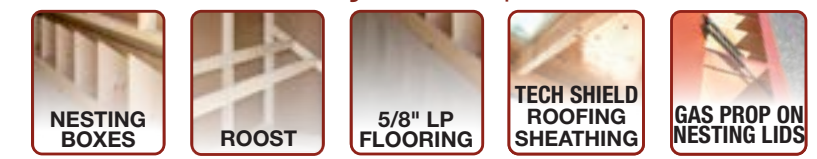
All dimensions are nominal. Exterior sizes are measured at the floor before walls or siding; room sizes exclude walls and may not reflect usable space.

Add a Wheel System  
 To make it easy to move for fresh grass!  
 See pages 117-119 for wheel options.



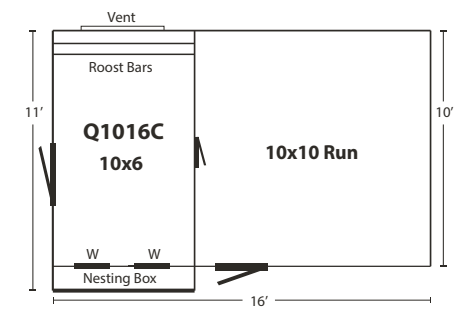
# Quaker Combination Style

Combination Style Coop - Standard Features:



## Q1016C 10x16 Quaker Combination

- Board & Batten Siding
- 10'x10' Run Area
- 6'x10' Coop Area
- 125" High
- 6 Nesting Boxes
- Cedar Stain
- 2-24"x36" Brown Windows
- Black Metal Roof (optional)
- Hydraulic Wheel System (optional)

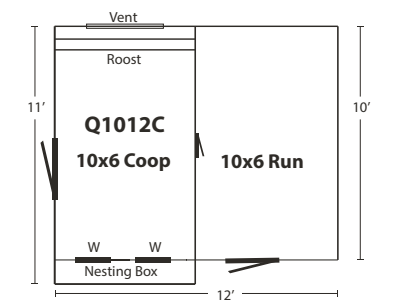


All dimensions are nominal. Exterior sizes are measured at the floor before walls or siding; room sizes exclude walls and may not reflect usable space.



## Q1012C 10x12 Quaker Combination

- LP Smart Side Siding
- 10'x6' Run Area
- 10'x6' Coop Area
- Taupe Tone Paint
- Urban Bronze Trim
- Weathered Gray Shingles
- 125" High
- 2-24"x36" Black Windows



Shown w/out Run under coop & with Black Windows

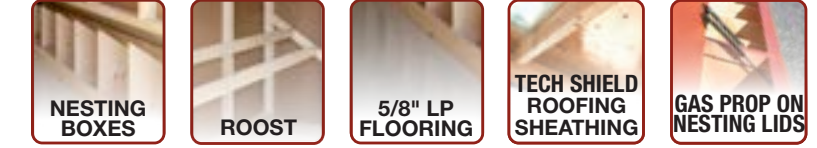
All dimensions are nominal. Exterior sizes are measured at the floor before walls or siding; room sizes exclude walls and may not reflect usable space.

Combination Style Coops  
Offer a safe coop, as well as safe place  
for your chickens to run and scratch!



# Quaker Combination Style


Combination Style Coop - Standard Features:



## Q732C 7x32 Quaker Combination

- LP Siding
- 7'x26' Run Area
- 6'x7' Coop Area
- 107" High
- 6 Nesting Boxes
- Beige Siding
- Red Trim
- 2-18"x23" Windows

Shown with Optional Red Metal Roof

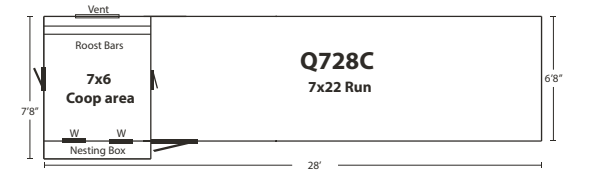


All dimensions are nominal. Exterior sizes are measured at the floor before walls or siding; room sizes exclude walls and may not reflect usable space.



## Q728C 7x28 Quaker Combination

- LP® Siding
- 7'x22' Run Area
- 6'x7' Coop Area
- 107" High
- 6 Nesting Boxes
- Red Paint
- Beige Trim
- Walnut Brown Shingles
- 2-18"x23" Windows



All dimensions are nominal. Exterior sizes are measured at the floor before walls or siding; room sizes exclude walls and may not reflect usable space.

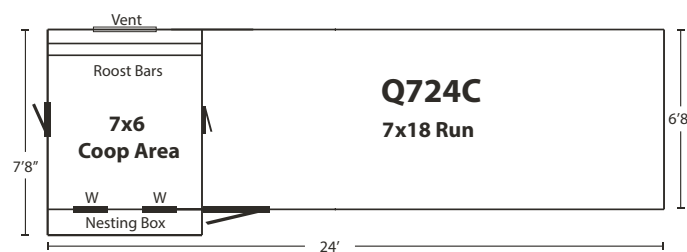


Combination Coops  
Offer a safe coop, as well as safe place  
for your chickens to run and scratch!



### Q724C 7x24 Quaker Combination


- Board and Batten Siding
- 7'x18' Run Area
- 6'x7' Coop Area
- 107" High
- 6 Nesting Boxes
- Natural
- Black Metal Roof (optional)
- 2-18"x23" Brown Windows



All dimensions are nominal. Exterior sizes are measured at the floor before walls or siding; room sizes exclude walls and may not reflect usable space.

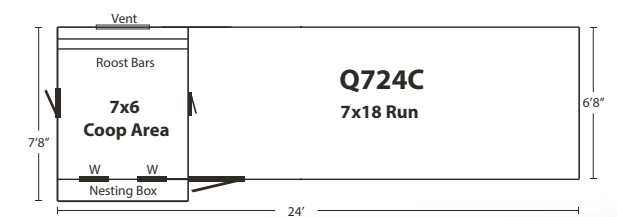
# Quaker Combination Style

Combination Style Coop - Standard Features:



### Q724C 7x24 Quaker Combination

- LP Siding
- 7'x18' Run Area
- 7'x6' Coop Area
- 6 Nesting Boxes
- White Paint
- White Trim
- Galvalume Metal Roof (optional)
- 2-18"x23" Windows
- 107" High
- Wire over Windows (optional)



All dimensions are nominal. Exterior sizes are measured at the floor before walls or siding; room sizes exclude walls and may not reflect usable space.

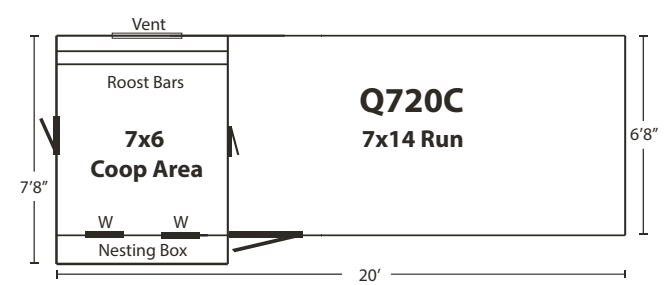


Combination Style Coops  
Offer a safe coop, as well as safe place  
for your chickens to run and scratch!



**Q720C**  
7x20 Quaker  
Combination

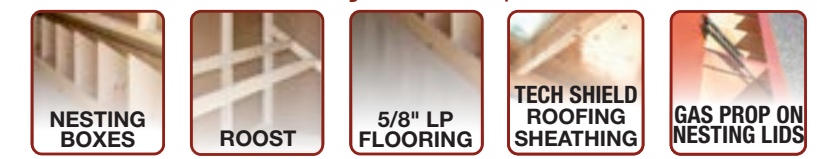
- Board and Batten Siding
- 7'x14' Run Area
- 6'x7' Coop Area
- 107" High
- 6 Nesting Boxes
- Cedar Stain
- 2-18"x23" Brown Windows
- Walnut Brown Shingles



All dimensions are nominal. Exterior sizes are measured at the floor before walls or siding; room sizes exclude walls and may not reflect usable space.

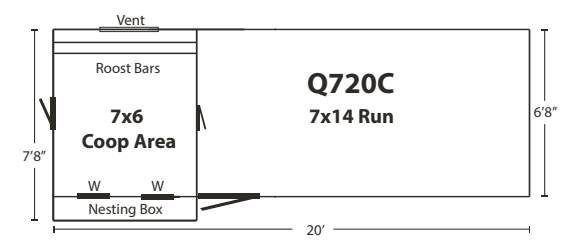
# Quaker Combination Style

Combination Style Coop - Standard Features:



**Q720C**  
7x20 Quaker  
Combination

- LP® Siding
- 7'x14' Run Area
- 6'x7' Coop Area
- 107" High
- 6 Nesting Boxes
- Navajo White Siding
- Clay Trim
- Weathered Gray Shingles
- 2-18"x23" Windows




All dimensions are nominal. Exterior sizes are measured at the floor before walls or siding; room sizes exclude walls and may not reflect usable space.



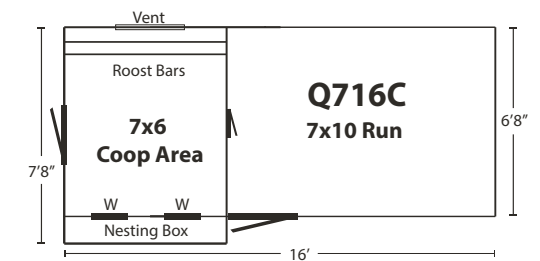
# Quaker Combination Style

Combination Style Coop - Standard Features:



## Q716C 7x16 Quaker Combination

- Board and Batten Siding
- 7'x10' Run Area
- 6'x7' Coop Area
- 107" High
- 6 Nesting Boxes
- Cedar Stain
- White Painted Trim (optional)
- White Metal Roof (optional)
- 2-18"x23" Brown Windows
- 1/2"x 1/2" Wire Mesh (optional)

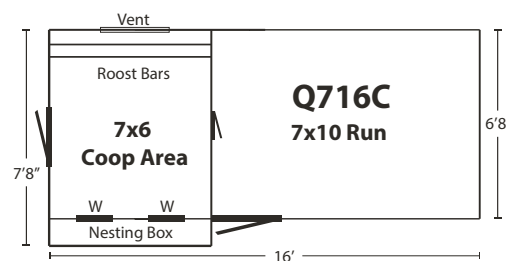


All dimensions are nominal. Exterior sizes are measured at the floor before walls or siding; room sizes exclude walls and may not reflect usable space.



## Q716C 7x16 Quaker Combination

- LP Siding
- 7'x10' Run Area
- 6'x7' Coop Area
- 107" High
- 6 Nesting Boxes
- Clay Paint w/ Red Trim
- Weathered Gray Shingles
- 2-18"x23" Windows



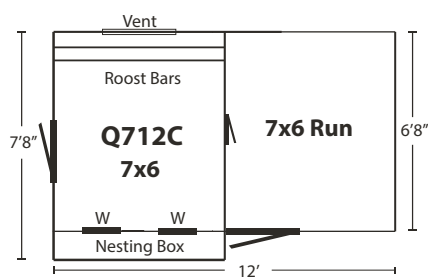
All dimensions are nominal. Exterior sizes are measured at the floor before walls or siding; room sizes exclude walls and may not reflect usable space.





### Q712C 7x12 Quaker Combination


- Duratemp® siding
- 6'x7' Run Area
- 6'x7' Coop Area
- 107" High
- 6 Nesting Boxes
- Red Paint w/ Red Trim
- Walnut Brown Shingles
- 2-18"x23" Black Windows (Optional)



All dimensions are nominal. Exterior sizes are measured at the floor before walls or siding; room sizes exclude walls and may not reflect usable space.

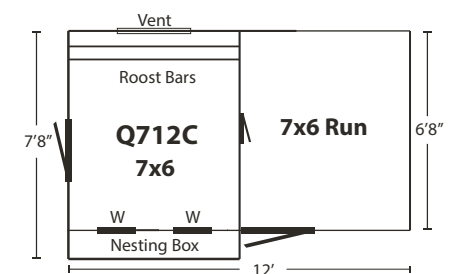
# Quaker Combination Style

Combination Style Coop - Standard Features:



### Q712C 7x12 Quaker Combination

- Board and Batten Siding
- 6'x7' Run Area
- 6'x7' Coop Area
- 107" High
- 6 Nesting Boxes
- Rustic Cedar Stain
- 2-18"x23" Brown Windows
- Green Metal Roof (optional)

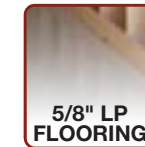




All dimensions are nominal. Exterior sizes are measured at the floor before walls or siding; room sizes exclude walls and may not reflect usable space.



# Quaker Combination Style

Combination Style Coop - Standard Features:



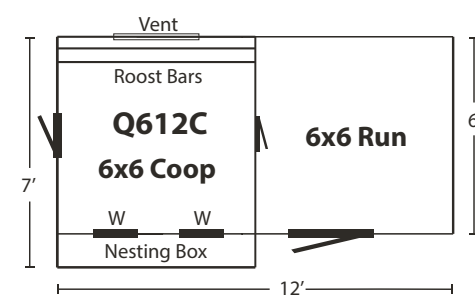
**Q612C**

## 6x12 Quaker Combination

- LP Smart Side Siding
- 6'x6' Run Area
- 6'x6' Coop Area
- Dark Gray Paint
- Light Gray Trim
- Charcoal Shingles
- 101" High
- 2-18"x23" Black Windows
- Built for Deep Litter (optional)

Shown with Black Windows

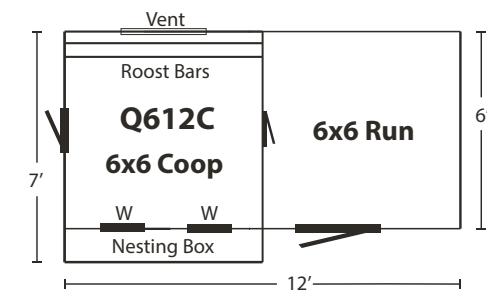
All dimensions are nominal. Exterior sizes are measured at the floor before walls or siding; room sizes exclude walls and may not reflect usable space.



**Q612C**

## 6x12 Quaker Combination

- Board and Batten Siding
- 6'x6' Run Area
- 6'x6' Coop Area
- 101" High
- 6 Nesting Boxes
- Cedar Stain
- Walnut Brown Shingles
- 2-18"x23" Brown Windows

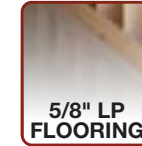



All dimensions are nominal. Exterior sizes are measured at the floor before walls or siding; room sizes exclude walls and may not reflect usable space.



# Quaker Combination Style

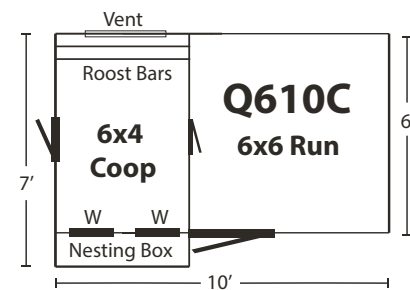
Combination Style Coop - Standard Features:



## Q610C 6x10 Quaker Combination

- LP Smart Side Siding
- 6'x6' Run Area
- 4'x6' Coop Area
- Dark Gray Paint
- Light Gray Trim
- Charcoal Shingles
- 101" High
- 2-18"x23" Brown Windows (Optional)

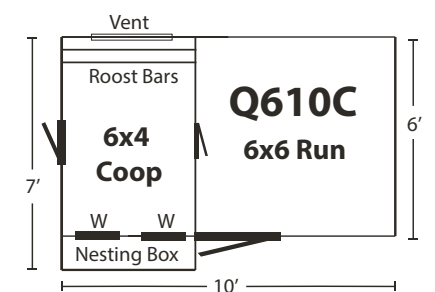
All dimensions are nominal. Exterior sizes are measured at the floor before walls or siding; room sizes exclude walls and may not reflect usable space.



## Q610C 6x10 Quaker Combination

- LP® Siding
- 6'x6' Run Area
- 4'x6' Coop Area
- 101" High
- 4 Nesting Boxes
- Red Siding
- White Trim
- Charcoal Shingles
- 2-18"x23" Windows


All dimensions are nominal. Exterior sizes are measured at the floor before walls or siding; room sizes exclude walls and may not reflect usable space.





# Quaker Combination Style

Combination Style Coop - Standard Features:

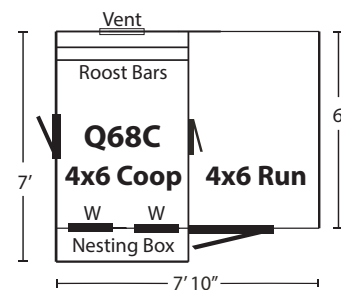


## Q68C

### 6x8 Quaker Combo

- LP® Siding
- 4'x6' Run Area
- 4'x6' Coop Area
- 101" High
- 4 Nesting Boxes
- White Siding with Black Trim
- Charcoal Shingles
- 2-18"x23" Windows

All dimensions are nominal. Exterior sizes are measured at the floor before walls or siding; room sizes exclude walls and may not reflect usable space.

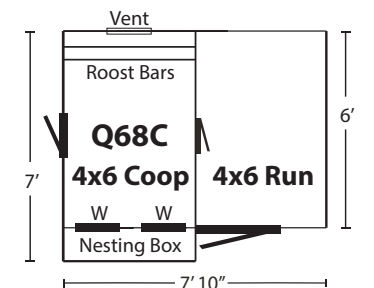


## Q68C

### 6x8 Quaker Combination

- Board and Batten Siding
- 4'x6' Run Area
- 6'x8' Coop Area
- 101" High
- 4 Nesting Boxes
- Natural Stain
- 2-18"x23" Brown Windows
- Bronze Metal Roof (optional)

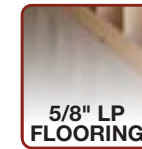


All dimensions are nominal. Exterior sizes are measured at the floor before walls or siding; room sizes exclude walls and may not reflect usable space.





# Quaker Combination Style

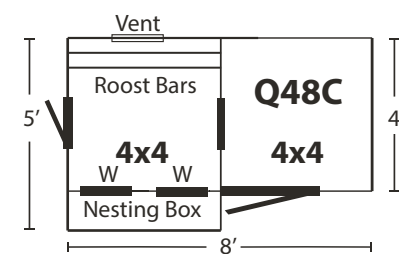
Combination Style Coop - Standard Features:



## Q48C 4x8 Quaker Combination

- LP® Siding
- 4'x4' Run Area
- 4'x4' Coop Area
- 94" High
- 4 Nesting Boxes
- Buckskin Siding with Hunter Green Trim
- Forest Green Shingles
- 2-18"x23" Windows

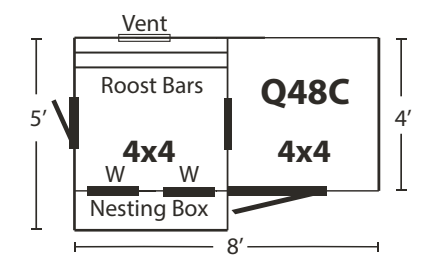
All dimensions are nominal. Exterior sizes are measured at the floor before walls or siding; room sizes exclude walls and may not reflect usable space.



## Q48C 4x8 Quaker Combination

- Board and Batten Siding
- 4'x4' Run Area
- 4'x4' Coop Area
- 94" High
- 4 Nesting Boxes
- Natural Stain
- Charcoal Shingles
- 2-18"x23" Brown Windows

All dimensions are nominal. Exterior sizes are measured at the floor before walls or siding; room sizes exclude walls and may not reflect usable space.

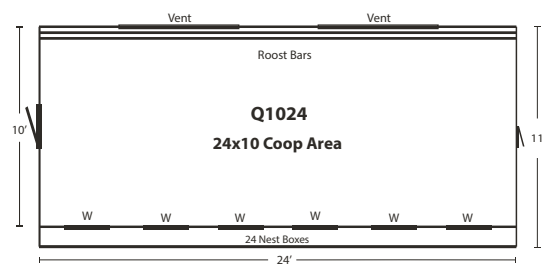


Check our  
COLOR OPTIONS  
on page 106



**Q1024**  
10x24  
Quaker Coop

- LP Smartside Siding
- 12 Nesting Boxes
- Summit Gray Paint
- Dark Gray Trim
- Black Metal Roof (Optional)
- 125" High - 4" off Ground
- 6-24"x36" Windows
- 24 Nesting Boxes





All dimensions are nominal. Exterior sizes are measured at the floor before walls or siding; room sizes exclude walls and may not reflect usable space.



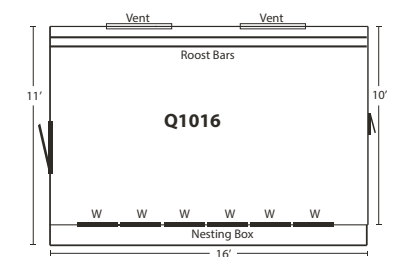
# Quaker Style

## Quaker Style Coop - Standard Features



**Q1016**  
10x16  
Quaker Coop

- LP Siding
- 16 Nesting Boxes
- Red Paint
- Red Trim
- Black Metal Roof
- 6-24"x36" Black Windows (Standard model includes 4 windows)



All dimensions are nominal. Exterior sizes are measured at the floor before walls or siding; room sizes exclude walls and may not reflect usable space.



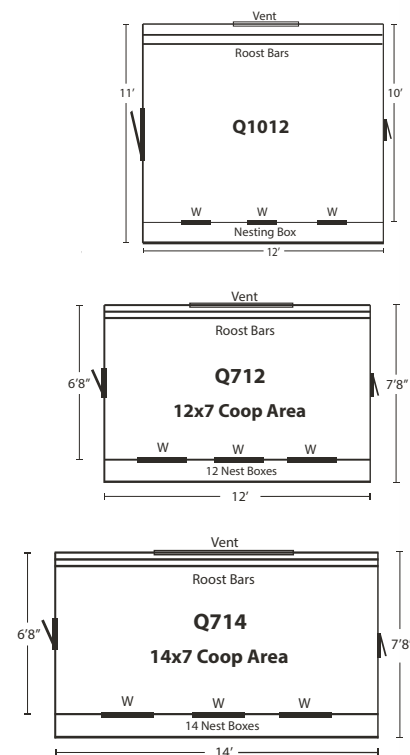
# Quaker Style

Quaker Style Coop - Standard Features

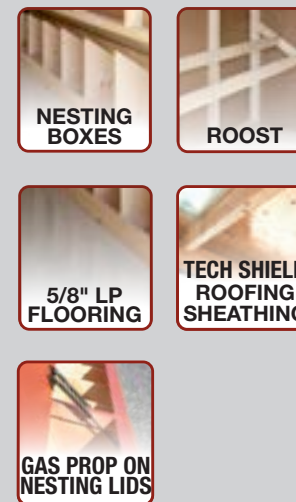
**Q714**

7x14  
Quaker Coop

- LP Siding
- 14 Nesting Boxes
- Buckskin Paint
- Navajo White Trim
- Charcoal Shingles
- 3-24"x27" Windows



## Quaker Style Coop Standard Features



All dimensions are nominal. Exterior sizes are measured at the floor before walls or siding; room sizes exclude walls and may not reflect usable space.



## 10x12 Quaker Coop Q1012

Board & Batten Siding, 12 Nesting Boxes, Cedar Stain, Walnut Brown Shingles, 3-24"x36" Brown Windows



## 7x12 Quaker Coop Q712

LP Smartside Siding, Crabby Apple Paint, White Trim, White Metal Roof (optional), 101" High - 4" off Ground, 3-24"x27" Windows, 12 Nesting Boxes, Set Up For Deep Litter Tray (optional)



## 7x12 Quaker Coop Q712

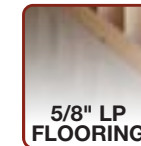

Board and Batten Siding, Black Metal Roof (optional), 101" High - 8" off Ground, 12 Nesting Boxes, Rustic Cedar Stain, 3- 24"x27" Brown Windows, Gable Vents (optional), Wire over the Windows (optional)

We have updated to  
Larger Windows  
For Healthier & Happier Chickens!



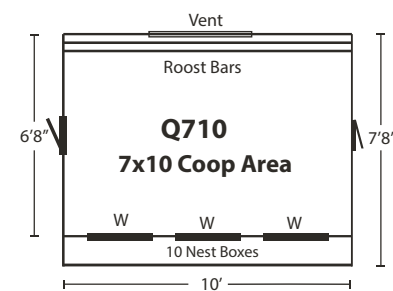
# Quaker Style

Quaker Style Coop - Standard Features



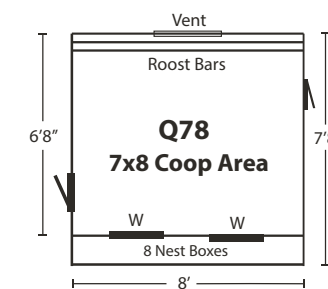
## Q710 7x10 Quaker Coop

- LP Siding
- 10 Nesting Boxes
- White Paint, Dark Gray Trim
- Charcoal Metal Roof (optional)
- 3-24"x27" Windows



## Q78 7x8 Quaker Coop

- LP Siding
- 8 Nesting Boxes
- Butternut Urethane Stain (optional)
- Red Metal Roof (optional)
- 2-24"x27" Windows



All dimensions are nominal. Exterior sizes are measured at the floor before walls or siding; room sizes exclude walls and may not reflect usable space.

All dimensions are nominal. Exterior sizes are measured at the floor before walls or siding; room sizes exclude walls and may not reflect usable space.

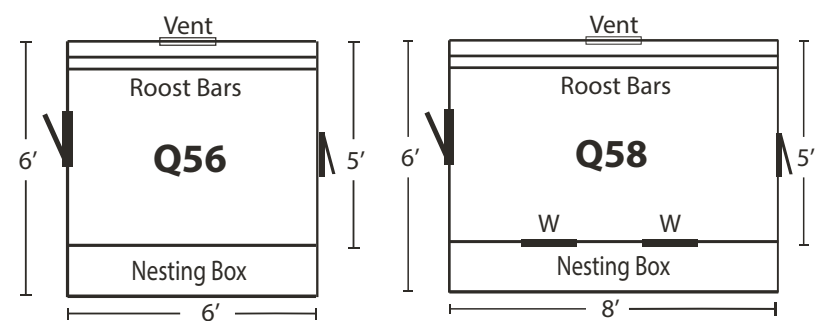


# Quaker Style



**Q58**

5x8 Quaker

- Board and Batten Siding
- 8 Nesting Boxes
- Cedar Stain
- Green Metal Roof (optional)
- 2-18"x23" Brown Windows



## Quaker Style Coop Standard Features



5x8 Quaker **Q58**

LP siding, 8 Nesting Boxes, Beige Siding, Hunter Green Trim, Green Metal Roof (optional), 2-18"x23" Windows



5x6 Quaker **Q56**

LP Siding, 94" High - 8" off Ground, 6 Nesting Boxes, Red Siding with White Trim, Weather Gray Shingles, 2-18"x23" Windows, Wire over the Windows (optional)



5x6 Quaker **Q56**

Board and Batten Siding, 94" High - 8" off Ground, 6 Nesting Boxes, Brown Cedar Stain, Weather Gray Shingles, 2-18"x23" Brown Windows

All dimensions are nominal. Exterior sizes are measured at the floor before walls or siding; room sizes exclude walls and may not reflect usable space.

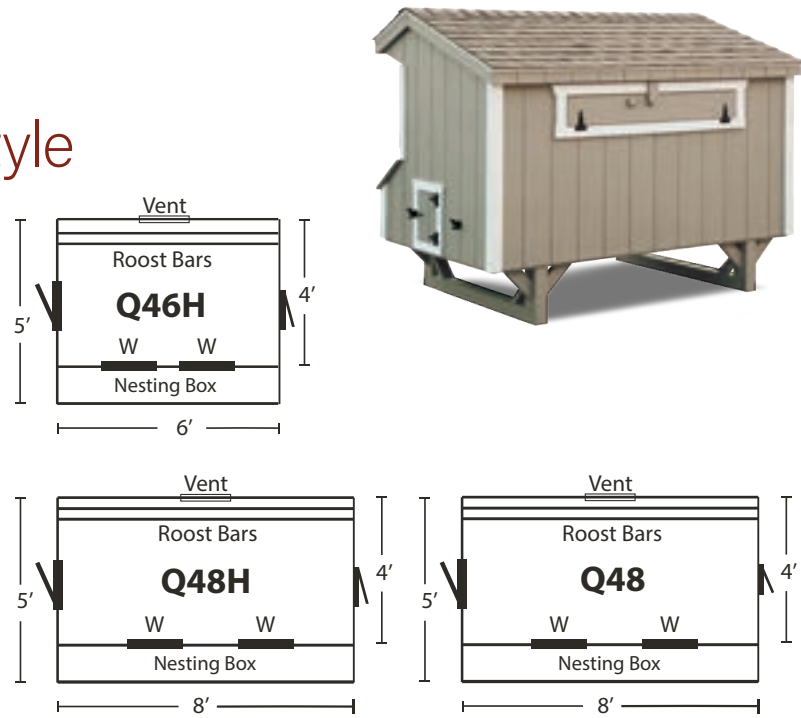


# Quaker Style

## Q48 4x8 Quaker

- LP Siding
- 81" High - 14" off Ground
- 8 Nesting Boxes
- Clay Siding with White Trim
- Weather Gray Shingles
- 2-18"x23" Windows

10' wide coops have 6'-7' high walls,  
7' wide coops have 5'-6' high walls



All dimensions are nominal. Exterior sizes are measured at the floor before walls or siding; room sizes exclude walls and may not reflect usable space.



## 4x8 Quaker Q48


Board and Batten Siding, 82" High - 14" off Ground, Red Metal Roof (optional), Wire over Windows (optional), 8 Nesting Boxes, Natural Stain, 2-18"x23" Brown Windows, Clean out lid (optional), 4 wheels and Steering Handle (optional)



## 4x6 Quaker High Side Q46H

Board and Batten Siding, 94" High - 8" off Ground, 6 Nesting Boxes, Cedar Stain, Williamsburg Slate Shingles, 2-18"x23" Brown Windows, Features Higher sidewall than standard 4x6.

### Quaker Style Coop Standard Features



## 4x6 Quaker High Side Q46H

Duratemp Siding, 94" High - 8" off Ground, 6 Nesting Boxes, Buckskin Siding with Green Trim, Green Metal Roof (optional), 2-18"x23" Windows, Wire over the Windows (optional)

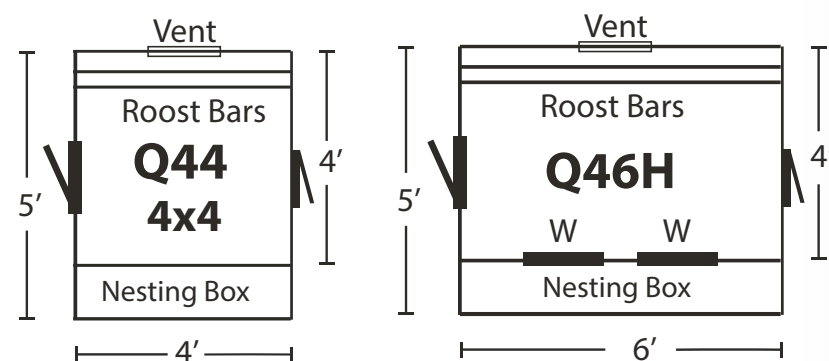


# Quaker Style


**Q46**

4x6 Quaker

- LP Smart Side Siding
- 81" High - 14" off Ground
- 6 Nesting Boxes
- Lt Gray Paint with White Trim
- Weather Gray Shingles
- 2-18"x23" Windows



All dimensions are nominal. Exterior sizes are measured at the floor before walls or siding; room sizes exclude walls and may not reflect usable space.



4x6 Quaker **Q46**

Board and Batten Siding, 81" High - 14" off Ground, 6 Nesting Boxes, Natural Stain, Bronze Metal Roof (optional), 2-18"x23" Brown Windows, Clean out lid (optional)



4x4 Quaker **Q44**

LP Smart Side Siding, 80" High - 14" off Ground, 4 Nesting Boxes, Buckskin Paint with White Trim, Charcoal Shingles, 18"x23" Window, Wire over the Window (optional)



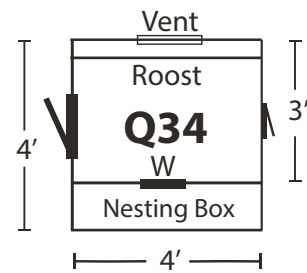
4x4 Quaker **Q44**

Board and Batten Siding, 80" High - 14" off Ground, 4 Nesting Boxes, Cedar Stain, Cedar Shingles, 18"x23" Brown Window.





- Q34**  
3x4 Quaker
- Board and Batten Siding
  - 70" High - 14" off ground
  - 4 Nesting Boxes
  - Natural Stain
  - Walnut Brown Shingles
  - 12"x18" Brown Window



## Quaker Style



- Q34**  
3x4 Quaker
- LP<sup>®</sup> Siding
  - 70" High - 14" off Ground
  - 4 Nesting Boxes
  - Red Siding with White Trim
  - Weather Gray Shingles
  - 12"x18" Window

# Chicken Breeds to Consider for Your henhouse



### 1. Rhode Island Red

Great layer of brown eggs. Good looking chicken. Good disposition.



### 2. Buff Orpington

Fat yellow chicken which lays brown eggs. Very docile.



### 3. Barred Rock

Interesting black and white striped pattern. Decent layer of brown eggs and good disposition.



### 4. Americauna

Fuzzy face, large chicken. Lays blue eggs! Good disposition, generally friendly.



### 5. White Leghorn

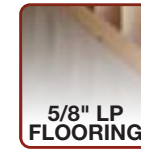

Prolific white egg layer. Nervous and flighty, not as docile.

All dimensions are nominal. Exterior sizes are measured at the floor before walls or siding; room sizes exclude walls and may not reflect usable space.



# Dutch style

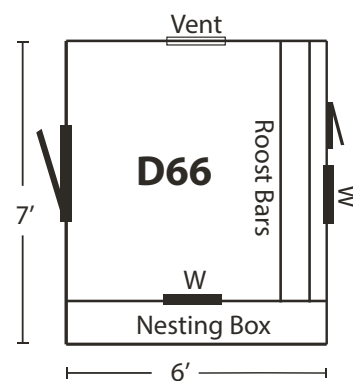
## Dutch Style Coop - Standard Features



### D66

#### 6x6 Dutch

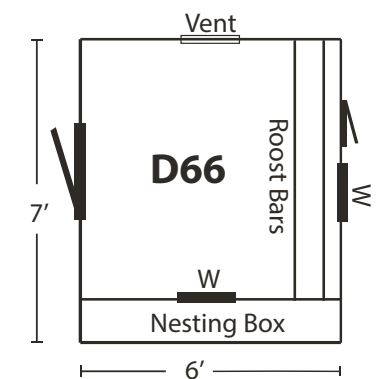
- LP Smart Side Siding
- 96" High - 8" off Ground
- 6 Nesting Boxes
- Red Siding with White Trim
- Charcoal Shingles
- 2-18"x23" Windows



### D66

#### 6x6 Dutch

- Board and Batten Siding
- Urbone Bronze Paint
- Black Trim
- 96" High - 8" off Ground
- 6 Nesting Boxes
- Black Metal Roof (Optional)
- 2-18"x23" Windows
- Wire over windows (Optional)





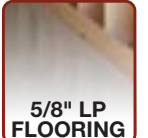


All dimensions are nominal. Exterior sizes are measured at the floor before walls or siding; room sizes exclude walls and may not reflect usable space.

All dimensions are nominal. Exterior sizes are measured at the floor before walls or siding; room sizes exclude walls and may not reflect usable space.



# Dutch style

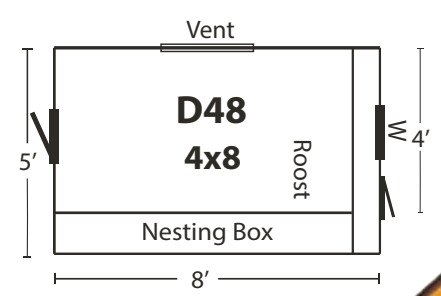
## Dutch Style Coop - Standard Features

-   
**NESTING BOXES**
-   
**ROOST**
-   
**5/8" LP FLOORING**
-   
**TECH SHIELD ROOFING SHEATHING**
-   
**GAS PROP ON NESTING LIDS**



### D48 4x8 Dutch

- Board and Batten Siding
- 78" High - 15" off Ground
- 8 Nesting Boxes
- Cedar Stain
- Weather Gray Shingles
- 18"x23" Brown Window
- 4 wheels with Handle (optional)

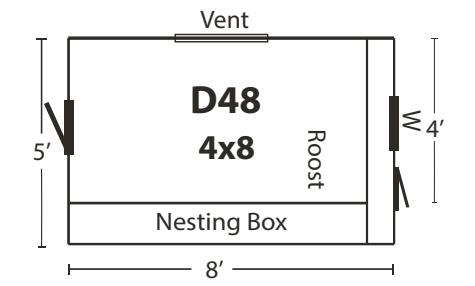


All dimensions are nominal. Exterior sizes are measured at the floor before walls or siding; room sizes exclude walls and may not reflect usable space.



### D48 4x8 Dutch

- LP<sup>®</sup> Siding
- 78" High - 15" off Ground
- 8 Nesting Boxes
- White Siding with Black Trim
- Nickel Gray Shingles
- 18"x23" Window

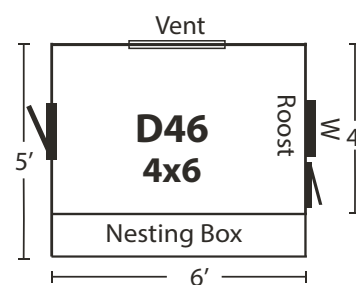


All dimensions are nominal. Exterior sizes are measured at the floor before walls or siding; room sizes exclude walls and may not reflect usable space.



### D46 4x6 Dutch

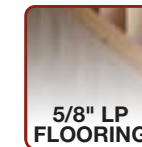

- Board and Batten Siding
- 78" High - 14" off Ground
- 6 Nesting Boxes
- Cedar Stain
- Walnut Brown Shingles
- 18"x23" Brown Window



All dimensions are nominal. Exterior sizes are measured at the floor before walls or siding; room sizes exclude walls and may not reflect usable space.

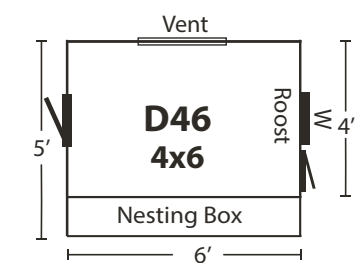
# Dutch style

## Dutch Style Coop - Standard Features



### D46 4x6 Dutch

- LP® Siding
- 78" High - 14" off Ground
- 6 Nesting Boxes
- Light Gray Siding with White Trim
- Weather Gray Shingles
- 18"x23" Window

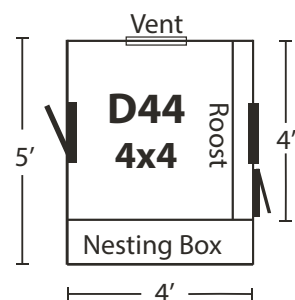


All dimensions are nominal. Exterior sizes are measured at the floor before walls or siding; room sizes exclude walls and may not reflect usable space.



### D44 4x4 Dutch




- LP® Siding
- 78" High - 14" off Ground
- 4 Nesting Boxes
- Buckskin Siding with Green Trim
- Forest Green Shingles
- 18"x23" Window



All dimensions are nominal. Exterior sizes are measured at the floor before walls or siding; room sizes exclude walls and may not reflect usable space.

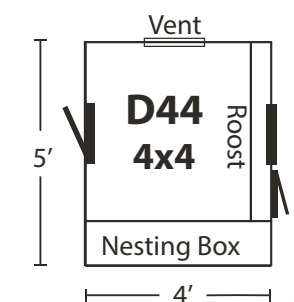
# Dutch style

## Dutch Style Coop - Standard Features



### D44 4x4 Dutch

- Board and Batten Siding
- 78" High - 14" off Ground
- 4 Nesting Boxes
- Cedar Stain
- Walnut Brown Shingles
- 18"x23" Brown Window



All dimensions are nominal. Exterior sizes are measured at the floor before walls or siding; room sizes exclude walls and may not reflect usable space.



# Tractor Style

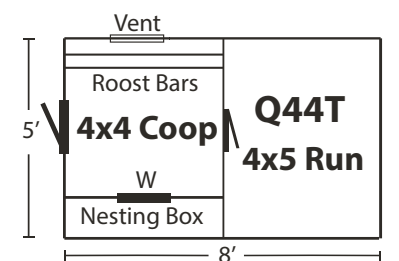
Tractor Style Coop - Standard Features:



**Q44T**  
4x4 Quaker  
Tractor

- LP Siding
- 75" High - 14" off Ground
- 4 Nesting Boxes
- 2 Wheels w/ Wheelbarrow Handles
- 4'x4' Coop Area
- 4'x5' Run Area
- Navajo White Siding w/ Buckskin Trim
- Walnut Brown Shingles
- 12"x18" Window


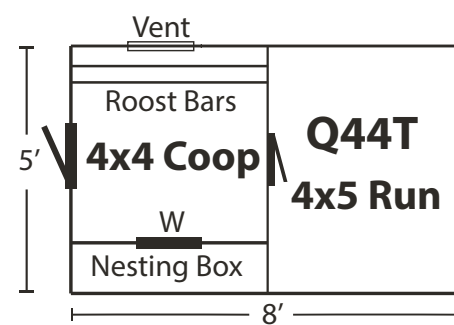
All dimensions are nominal. Exterior sizes are measured at the floor before walls or siding; room sizes exclude walls and may not reflect usable space.



**Q44T**  
4x4 Quaker  
Tractor

- LP Siding
- 75" High - 14" off Ground
- 4 Nesting Boxes
- 2 Wheels w/ Wheelbarrow Handles
- 4'x4' Coop Area
- 4'x5' Run Area
- 12"x18" Window
- Red Metal Roof (optional)
- Butternut Urethane Stain (optional)
- Wire over the Windows (optional)

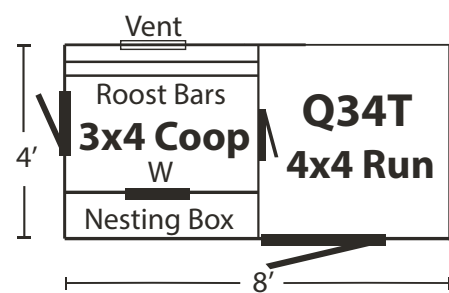
All dimensions are nominal. Exterior sizes are measured at the floor before walls or siding; room sizes exclude walls and may not reflect usable space.





**Q34T**  
3x4 Quaker  
Tractor

- Board and Batten Siding
- 75" High - 14" off Ground
- 4 Nesting Boxes
- 2 Wheels w/ Wheelbarrow Handles
- 3'x4' Coop Area
- 4'x4' Run Area
- Cedar Stain
- Walnut Brown Shingles
- 12"x18" Brown Window



All dimensions are nominal. Exterior sizes are measured at the floor before walls or siding; room sizes exclude walls and may not reflect usable space.

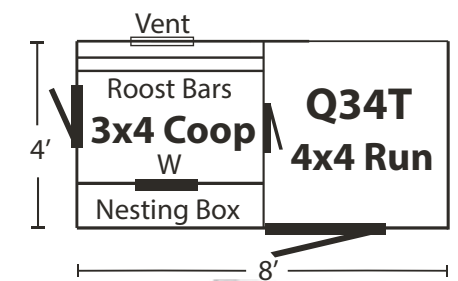
# Tractor Style

Tractor Style Coop - Standard Features:



**Q34T**  
3x4 Quaker  
Tractor

- LP Siding
- 75" High - 14" off Ground
- 4 Nesting Boxes
- 2 Wheels with Wheelbarrow Handles
- 3'x4' Coop Area
- 4'x4' Run Area
- Red Siding with White Trim
- Charcoal Shingles
- 12"x18" Window



# Interiors Quaker Style



Interior view of Q612C (pages 30-31)



Interior view of chicken area of Q58 (pages 42-43)



Interior view of chicken area of Q58 (pages 42-43)



Interior view of Q46 (pages 46-47)



Interior view of chicken area of Q712 (pages 38-39)



Keep chickens safe with a ramp

## Tips for Problem Solving in the **henhouse** Common Problems

with backyard chickens, and how to fix them.

- **External Parasites (ticks, mites etc)**

1. Most are successfully treated with products available from your local rural merchandiser and you should routinely treat the chickens every 2 or 3 months.

- **Red Mites**

2. Chickens infested with red mites will stop or slow down laying eggs, hesitate to roost in normal area, and may become anemic.
3. Take a white tissue and wipe along the underside of perches at night when birds are roosting. Look for tell tale blood smears.
4. Check often as they multiply quickly and are hard to get rid of if caught after they become very evident.
5. For best results treat several times in the course of several weeks to get total control over the situation with a combination of wet and dry solutions.

- **Feeding Incorrectly**

1. Table scraps are not a good solution for chickens. They do not provide the necessary diet needed to promote good egg laying and long life.
2. Only feeding on grass will usually also be problematic as necessary nutrition is not received from only grasses. Today's breed of chicken cannot survive on the same diet as chickens from 30 years ago.
3. Make sure wild birds do not have access to your chickens water and feed containers.
4. Chickens need twice as much water as they do feed. If you do not use an automatic waterer, change water daily and make sure there is always plenty available. Lack of sufficient water will take large tolls on the health of a chicken very quickly as they need water to digest food properly.



A chicken house with wiring allows for automatic waterers and lights.

# Standard Features

Paint or Stain  
Keyed Entry Door  
Chicken Door  
Chicken Ramp  
Nesting Boxes  
Gas Prop on Nesting Box Lids

Roosting Bar  
Vent with Lid\*  
Window with Screen  
Asphalt Shingles  
Aluminum Drip Edge

5/8 LP Flooring w/10 year warranty  
P.T. Legs and Runners  
L.P Tech Shield Roof Sheathing

\* L35 has gable vent instead of a vent with a lid.

## Size & Style

Decide on the number of chickens you would like to have. Each coop has an icon with numbers that will tell you the recommended amount of chickens for that coop.



ARGC



A-Frame w/ L2R



A-Frame Combo



A-Frame



Lean-To Combo



Lean-To



Quaker Combo



Quaker



Dutch



Tractor

Note: Chicken Coop sizes do not include outside Nesting Boxes.

## Trim Color

LP® trim color is standard.

Board and batten trim color is optional.

Tongue and groove trim color is optional.



Here are a few of our favorite color/stain/trim combinations.



Chestnut Brown Urethane Stain Lap Siding with Black Trim



Cedar Stain with White Trim



Urbane Bronze LP Smartside Siding with Taupe Tone Trim



White LP Smartside Siding with Dark Gray Trim



Navajo White LP Smartside Siding with Taupe Tone Trim




Light Gray Siding with White Trim

# Color Options

Note: Actual colors may vary from printed samples.



## More Color & Roofing Options



Note: Urethane colors are only available on LP Siding.

# Compare the Interiors

Quaker



Interior View Of Roost, Ventilation Lid And Chicken Door- Q44, Q46, Q48

Dutch




Interior View Of Roost, Windows, And Chicken Door Dutch Models

Quaker



Interior view Q34T & Q44T (pages 50-51)

Dutch



Interior view Dutch models (pages 64-67)

Lean-To



Interior view of L35

Quaker



Interior View Of 7 ft. Wide Quaker Coop

Quaker



Interior View Of 10 ft. Wide Quaker Coop

Quaker Combo




Interior view of Quaker Combo w Deep Litter, & Litter Tray ( Deep Litter and Litter Tray are both options)

A-Frame



Interior view - A46

Lean-To



Interior view of L45

# Compare the Interiors

## ADD A FEEDROOM TO YOUR COOP

Adding a feedroom to your coop makes caring for your chickens so much easier! No more hauling feed and supplies - you can have them inside an attached room! Choose a solid wall or screened wall between feedroom and coop area.



Solid plywood wall with screened door



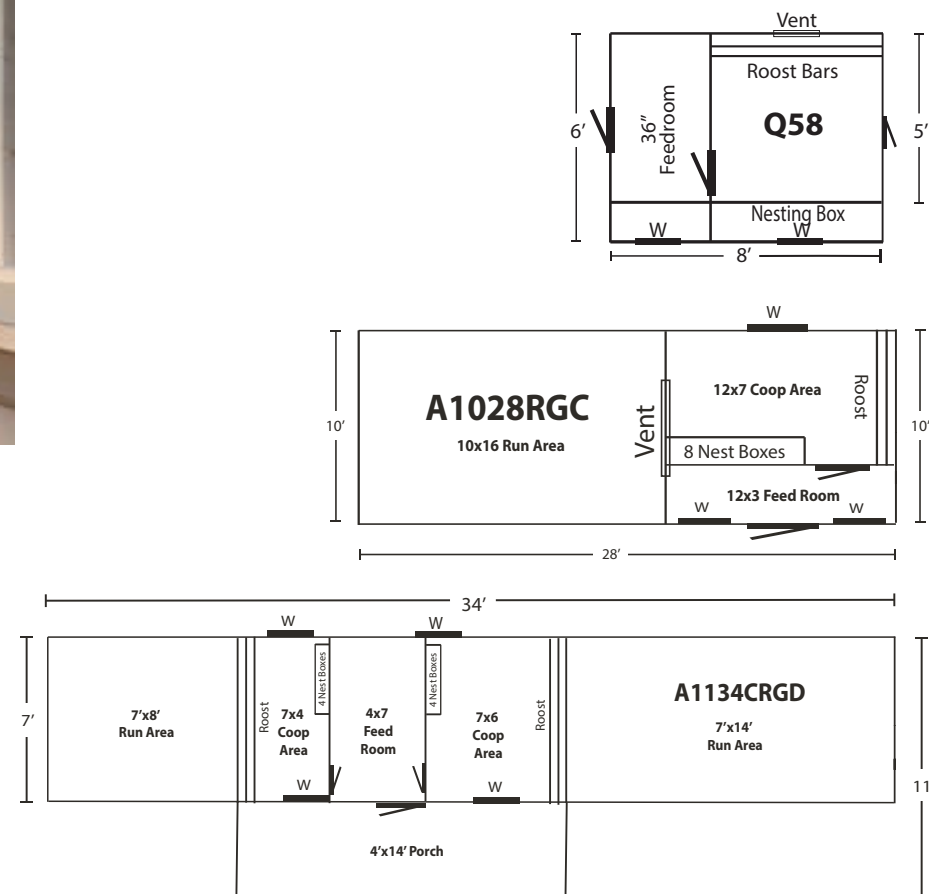
Screened wall with screened door

No upcharge for a screened wall. We build solid plywood by default unless you request screening. Due to the large amounts of dust that can come through the screen into the feedroom, we recommend a solid wall.

### Feedroom Layout Ideas



If you have an outside access nesting box, it will run the length of the coop, including across the feedroom area. The space where the nesting boxes are in the coop continues through the feedroom, as shown in the picture above. This allows for extra storage space in the feedroom, and keeps the exterior design consistent.



## ADD AN AUTO FEED BIN


Make your coop chores as quick and easy as possible with an auto feed bin! This bin is built into the feedroom, with feed access on the coop side as shown below. This gives your chickens constant access to feed, and all you need to do is dump the large bags of feed into the bin.



Auto Feed Bin shown in Feedroom



Auto Feed Access for chickens shown in coop.



Bin Interior

Adding a feed bin to set beside your chicken coop allows you to keep your feed and bedding close by and secure from rodents. Match your feed bin to your henhouse with matching stain or paint and trim. Custom sizes are available.

## Feed Bins

- 2'W x 4'L x 42"H
- Holds 2 bags of feed and one bag of shavings



Cedar Stained Board And Batten Siding.

Beige Lp® Siding With White Trim.

## CHOOSE AN AUTO DOOR

### WIFI

#### FEATURES:

- **Wifi / Ap Enabled**
- **Open/Close**
  - Sunrise/Sunset
  - Timer
  - Custom/Multiple Open/Close Times
  - Manual
- **Actuator** - to open/close door. No strings to get tangled or torn!
- **Safety device** - so chickens don't get crushed.

#### ADDITIONAL FEATURES AVAILABLE: (Not Included)

- **Light / Ap Controlled**
  - Manual
  - Timer



Solar Kit option for Auto Door



### STANDARD

#### FEATURES:

- **Open/Close**
  - Timer
  - Manual
- **Actuator** - to open/close door. No strings to get tangled or torn!
- **Safety device** - so chickens don't get crushed.

#### Power Supply Options:

- 110 Volt** - Adapter Included
- Solar** - Not Included
- 12 Volt** - Cord not included

#### Dimensions:

- Outside Dimensions**  
11¾"W x 33"H x 2¾"D
- Opening Dimensions**  
10½"W x 12"H



## CHOOSE A WATERER & FEEDER



1 Gallon Waterer

3 Gallon Waterer

6 lb. Feeder

17 lb. Feeder

## WATER RUN-OFF WATERING SYSTEM



This system allows collected rain water (roof run off water) to water your chickens! The collection tank outside the coop connects with the water nibbles and a small pump keeps water pressure to the nibbles at a consistent pressure to make easy and continuous water access easy for the chickens and almost completely hands off for you. Tank can also be filled with a hose if not enough water has been collected. Heater for water tank available. (optional)

# Interior Options



Electric Package - Switch / Outlet / Lights  
Extension Cord Hookup



Insulated Ceiling  
Standard on Metal Roof option



Epoxy Floor





Heated Roost  
(Requires electrical package)



Wire over window



Exhaust Fan



30 watt solar panel  
Solar powered light with switch.  
Light also available with timer.

## INSULATION & INTERIORS




Adding insulation to your coop? The PVC Trusscore optional interior takes your coop to the next level! The PVC panels make it very easy to clean this ultra smooth water proof surface!



Plywood walls is the standard option if adding insulation to your coop.

## ADD A HEATED CHICK COOP



The perfect set up for new chicks! No more bringing the chicks into the house. You can keep them safely in the coop.



## DEEP LITTER OPTION

**Why Deep Litter?** Deep litter allows bedding (usually wood shavings) to build up over time. Instead of cleaning the coop weekly, you just add fresh bedding on top. Many people only do a full clean-out once or twice a year. As the bedding layers build and start breaking down, beneficial microbes form. These help neutralize ammonia and reduce odors—keeping the coop smelling fresher. The deep litter method encourages beneficial

bacteria that support a healthier respiratory environment. It also gives chickens something to scratch around in, preventing boredom. At the end of the season, the used bedding becomes rich, ready-to-finish compost for gardens. Chicken-keepers love the “free fertilizer.” Less frequent cleaning and fewer bedding changes mean less work and lower cost over time



Our Deep Litter Option has 12 in. high non-porous Azek panels to prolong coop integrity and make clean out easy.

## Options for Deep Litter Coop with a FeedRoom

If you want a feedroom and the deep litter option on your coop, we recommend one of the following options to make scooping out litter easier.



This small double door right at floor level makes it easy to scoop/push the dirty litter right out the door.

Similar to the double door is the single door. At the perfect spot to make cleanup easy.

The option that we recommend, if you have room in the coop, is to add a man door in the coop area. This allows you to enter and exit the coop directly to continue the work.

## THE LITTER TRAY



### LITTER TRAY

Litter trays have handles on both sides so they can be removed from either the coop side or through the clean out lid. (clean out lid is optional but highly recommended) The litter trays catch all the droppings from roosting hens which is where it piles up the most in the coop, thereby making the biggest mess in the coop very easy to quickly empty. These can also be used to help clean out the coop - when scooping up the litter, shovel it onto the trays then simply pull them out from the outside to empty them.



CLEAN-OUT LID FOR LITTER TRAY SHOWN

## STANDARD NESTING BOXES



Standard Nesting boxes when gathering eggs from a feed room.

Standard Nesting boxes when gathering eggs from a feed room. (View from feed room)

Standard Nesting boxes when gathering eggs from outside the coop. (View from inside coop)

Standard Nesting boxes when gathering eggs from outside of the coop. (View from outside coop)

## ROLL-AWAY NEST BOXES - OPTIONAL ADD-ON

Roll Away Nest Box System - Gather Eggs from Outside



Insert this roll-away nest box and make it easier than ever to gather your eggs from the outside of the coop. No broody hens to deal with, and no broken or eaten eggs. (This is the standard Roll Away nest system if you want to gather your eggs from the outside of your coop.)

Feed Room Roll Away Nest Box System



This Roll-Away Nest box has privacy flaps. Flaps can reduce stress in the coop, and helps prevent squabbles. (This is the standard Roll Away nest system if you want to gather the eggs from inside your feedroom.)



Outside view of Roll Away Nest Box System



Coop side view of Feed Room Roll Away Nest Box System

## Exterior Options



Board & Batten Wood w/ Copper Top



Shed Cupola, White



Small Black Rooster



Black Horse



Copper Eagle



Copper Horse



Copper Standing Rooster



Black Eagle

## TIMBER FRAME STOOP ROOF

A timber frame stoop roof or a faux one can be added to some styles of coops. Let's discuss your ideas!



# Doors Options



Standard Door For Coops



Standard Door For Lean-To Coops  
3.5" Trim instead of 2.5" Trim




Arch Top Dutch Door  
Can be latched to open as one door.  
Shown with big hinges (Optional)




Half Screen Door  
Top half is hinged onto the frame of the main door so no need to open two doors. Top latches shut securely.



Half Screen Door  
Shown Closed



Full Screen Door  
Solid door latches into screen door, so no need to open two doors, They stay attached and open as one.



Full Screen Door  
Shown Closed

# Window Options

White window frames are the standard, but you can choose brown or black window frames at no extra charge!



Black Window Frame



White Window Frame



Brown Window Frame

# Window Boxes



AZEK Window Box - Choose a color that matches your coop

## RUN OPTIONS



More Sizes Available

5'x7'x3' Chicken Run With Optional Wheel Lift Lever Kit. Available with and without wheels.



6'x8'x6' Chicken Run with Roof Fits all coop styles and sizes. Available with or without wheel lift lever (Shown with 4'x6' Quaker)



6'x8'x6' Chicken Run with Roof Shown with optional wheel lever kit and Dolly Wheel, Optional standing seam metal roof


### 6'x10' COMBINATION Q610C

- LP Siding
- Lt Blue Siding
- White Trim
- Charcoal Shingles

Shown with added run without roof (available on all combinations)





## VINYL COATED WIRE



1" x 2" Hole Size  
14 Gauge  
Vinyl Coated Wire  
(Standard)



1/2" x 1/2" Hole Size  
14 Gauge  
Vinyl Coated Wire  
(Optional)



### Additional Chicken Door

Add a chicken door to the outside of your Combo coop to allow your chickens to free range when you want.

# More Options

## POLYCARBONATE PANELS

Polycarbonate panels provide excellent winter protection for your chicken run, blocking cold winds and harsh weather while still letting in plenty of natural light. They help keep your flock comfortable, safer, and more active all season long.



## VINYL SIDING

Vinyl siding keeps your chicken coop low-maintenance, weatherproof, and easy to clean—while resisting rot, pests, and fading.



## WHEEL OPTIONS



**FOUR WHEELS WITH HANDLE**  
Available on Models:  
Q44, L35, D44, A44, L45



Wheel Lift Lever Kit Shown on back of coop with Dolly Wheel on front



**FOUR WHEELS WITH STEERING HANDLE**  
Available on Models: Q78, Q58, Q56, Q46H, Q46, Q48, Q48C, D66, D48, D46, L45



**FOUR WHEELS WITH STEERING HANDLE, Heavy Duty**, Available on models: Q712, Q710, A80, A60, A812, A814, A816, Q714, Q718, Q716, L10, L12, L14, L16



The Wheel Lift Lever is standard on all tractor models. also available on models: A57C, A46C

Wheel Lift Lever Kit Available for all runs.




## JACK & DOLLY WHEEL SYSTEM



The Jack & Dolly wheel system has a crank to raise and lower the coop for moving without dragging. The Dolly is used in the front, can rotate and has a handle for pulling, or prongs to be used to attach to a towing vehicle. The Jack is stationary and is used to lift the back and keep the coop stable while moving.

### FOR USE ON MODELS:

Q68C  
Q610C  
Q612C  
Q712C  
Q714C



## HEAVY DUTY WHEEL SYSTEM

with Hydraulic Lift



Shown with pump handle in pumping position.

Shown with pump handle in storage position. When using the lift, insert handle into the pumping mechanism. The lift can elevate the coop up to 6 inches.

### AVAILABLE ON MODELS:

Q610C Q68C  
Q612C Q714C  
Q716C Q718C  
Q720C Q728C  
Q732C Q1016C  
Q1018C



# Chicken Coops

Beautifully Designed for Safety & Convenience

**New Styles!**



[www.thehenhousecollection.com](http://www.thehenhousecollection.com)



For More Information Contact:



Visit any one of our 8 convenient locations

(888) 828.9743

CapitolSheds.com